

FORT ALBANY POWER CORPORATION

Manager's Summary

Fort Albany Power Corporation ("FAPC") hereby submits a complete application for the approval of distribution rates proposed to be effective May 1, 2007. The filing follows the guidelines outlined in Appendix D of the Report of the Board titled *Cost of Capital and 2nd Generation Incentive Regulation for Ontario's Electricity Distributors*, dated December 20, 2006. FAPC has used the 2007 Incentive Rate Mechanism Adjustment Model ("IRM Model") as provided by the Board.

We wish to advise that in FAPC's 2006 rate order (RP-2005-0020/EB-2005-0365), the Board approved a specific service charge called "Meter Replacement Charge" at a rate of \$150. The IRM Model would not allow the inclusion of this specific service charge.

As well, on sheet 4 of the IRM Model, FAPC included a \$0.21 smart meter rate adder. This amount was derived from FAPC's 2006 EDR Model, sheet 8-5, column T.

The rate impacts associated with FAPC's application are insignificant. As indicated at tab 13 of the IRM Model:

- residential customers (750 kWh) will experience a total bill increase of 3 cents;
- general service - commercial customers (1000 kWh) will experience a total bill increase of 8 cents; and
- general service - institutional customers (40,000 kWh/100 kW) will experience a total bill decrease of \$10.94.



Ontario Energy Board

2007 INCENTIVE RATE MECHANISM ADJUSTMENT MODEL

Sheet 1 Utility Information Sheet

Legend:	Input Cell	Pull-Down Menu Option	Output Cell
----------------	-------------------	------------------------------	--------------------

Please note that this model uses MACROS. Before starting, please ensure that macros have been enabled.

Name of LDC:	Fort Albany Power Corporation		
Licence Number:	ED-2003-0079		
IRM 2007 EB Number:	EB-2007-0528		
EDR 2006 RP Number:	RP-2005-0020	EDR 2006 EB Number:	EB-2005-0375
Date of Submission:		Revision:	0
Version:	1.0		


Contact Information

Name:	Andrew Taylor
Title:	Lawyer
Phone Number:	416-216-4771
E-Mail Address:	ataylor@ogilvyrenault.com

Please Note: In the event of an inconsistency between this model and any element of the December 20, 2006 "Report of the Board on Cost of Capital and 2nd Generation Incentive Regulation of Ontario's Electricity Distributors", the Report governs.

Copyright

This IRM adjustment model is protected by copyright and is being made available to you solely for the purpose of preparing or reviewing an IRM adjustment application. You may use and copy this model for that purpose, and provide a copy of this model to any person that is advising or assisting you in that regard. Except as indicated above, any copying, reproduction, publication, sale, adaptation, translation, modification, reverse engineering or other use or dissemination of this model without the express written consent of the Ontario Energy Board is prohibited. If you provide a copy of this model to a person that is advising or assisting you in preparing or reviewing an IRM adjustment application, you must ensure that the person understands and agrees to the restrictions noted above.



2007 INCENTIVE RATE MECHANISM ADJUSTMENT MODEL

Fort Albany Power Corporation

EB-2007-0528, EB-2005-0375

January 0, 1900

Sheet 2 - 2006 Rate Classes

Instructions:

Step 1: Label the classes in column B exactly as indicated on your Board-Approved 2006 Tariff of Rates and Charges - this is found under sub-heading "Service Classifications". **Include correct spelling of classes as well as the order in which it appears in the tariff schedule.** Label the classes in column B with either a "Yes" or "No" by using the pull-down menu in column C.

	Service Classifications	Currently in Place
1	Residential	Yes
2	General Service - Commercial	Yes
3	General Service - Institutional	Yes
4	Service Class 4	No
5	Service Class 5	No
6	Service Class 6	No
7	Service Class 7	No
8	Service Class 8	No
9	Service Class 9	No
10	Service Class 10	No
11	Service Class 11	No
12	Service Class 12	No
13	Service Class 13	No
14	Service Class 14	No
15	Service Class 15	No
16	Service Class 16	No

Step 2: (In some instances, rate classifications may differ from service classifications. The following table accounts for those differences.)

Label the classes in column F exactly as indicated on your Board-Approved 2006 Tariff of Rates and Charges - these are found under sub-heading "Monthly Rates and Charges". **Include correct spelling of classes as well as the order in which it appears in the tariff schedule.** Label the classes in column F with either a "Yes" or "No" by using the pull-down menu in column G.

Changes can be made to the Class names and will affect the rest of the model.

Upon completion, press the update button.

	Rate Classifications	Currently in Place
1	Residential	Yes
2	General Service - Commercial	Yes
3	General Service - Institutional	Yes
4	Rate Class 4	No
5	Rate Class 5	No
6	Rate Class 6	No
7	Rate Class 7	No
8	Rate Class 8	No
9	Rate Class 9	No
10	Rate Class 10	No
11	Rate Class 11	No
12	Rate Class 12	No
13	Rate Class 13	No
14	Rate Class 14	No
15	Rate Class 15	No
16	Rate Class 16	No





2007 INCENTIVE RATE MECHANISM ADJUSTMENT MODEL
Fort Albany Power Corporation
EB-2007-0528, EB-2005-0375
January 0, 1900

Sheet 3 - 2006 Board-Approved Tariff of Rates and Charges

Instructions:

Enter your Board-Approved 2006 Tariff of Rates and Charges, including the complete description of service classifications as found in the Board-Approved 2006 Tariff of Rates and Charges

In order to "Copy and Paste" the service classification descriptions from your MS Word or PDF document ensure that you have activated the input cells by double clicking within it before pasting.

SERVICE CLASSIFICATIONS

FOR OEB STAFF USE ONLY

Residential

This classification applies to all customers not falling within the Commercial or Institutional classes.

General Service - Commercial

This classification applies to any commercial business or to an asset operated by Fort Albany First Nation that does not receive funding from the Government of Canada or the Province of Ontario.

General Service - Institutional

This classification applies to any customer that receives funding from or is paid for by either the Government of Canada or the Province of Ontario.



2007 INCENTIVE RATE MECHANISM ADJUSTMENT MODEL
 Fort Albany Power Corporation
 EB-2007-0528, EB-2005-0375
 January 0, 1900

Sheet 3 - 2006 Board-Approved Tariff of Rates and Charges

MONTHLY RATES AND CHARGES

Residential

Service Charge	\$	20.24
Distribution Volumetric Rate	\$/kWh	0.0211
Rate Rider 1 (if applicable)	\$/kWh	
Rate Rider 2 (if applicable)	\$/kWh	
Regulatory Asset Recovery	\$/kWh	(0.0020)
Retail Transmission Rate – Network Service Rate	\$/kWh	0.0046
Retail Transmission Rate – Line and Transformation Connection Service Rate	\$/kWh	0.0044
Retail Transmission Rate – Network Service Rate (if applicable)	\$/kWh	
Retail Transmission Rate – Line and Transformation Connection Service Rate (if applicable)	\$/kWh	
Retail Transmission Rate – Network Service Rate (if applicable)	\$/kWh	
Retail Transmission Rate – Line and Transformation Connection Service Rate (if applicable)	\$/kWh	
Wholesale Market Service Rate	\$/kWh	0.0052
Rural Rate Protection Charge	\$/kWh	0.0010
Regulated Price Plan – Administration Charge	\$	0.25



2007 INCENTIVE RATE MECHANISM ADJUSTMENT MODEL
 Fort Albany Power Corporation
 EB-2007-0528, EB-2005-0375
 January 0, 1900
 Sheet 3 - 2006 Board-Approved Tariff of Rates and Charges

General Service - Commercial

Service Charge	\$	34.24
Distribution Volumetric Rate	\$/kWh	0.0215
Rate Rider 1 (if applicable)	\$/kWh	
Rate Rider 2 (if applicable)	\$/kWh	
Regulatory Asset Recovery	\$/kWh	(0.0020)
Retail Transmission Rate – Network Service Rate	\$/kWh	0.0042
Retail Transmission Rate – Line and Transformation Connection Service Rate	\$/kWh	0.0039
Retail Transmission Rate – Network Service Rate (if applicable)	\$/kWh	
Retail Transmission Rate – Line and Transformation Connection Service Rate (if applicable)	\$/kWh	
Retail Transmission Rate – Network Service Rate (if applicable)	\$/kWh	
Retail Transmission Rate – Line and Transformation Connection Service Rate (if applicable)	\$/kWh	
Wholesale Market Service Rate	\$/kWh	0.0052
Rural Rate Protection Charge	\$/kWh	0.0010
Regulated Price Plan – Administration Charge	\$	0.25

General Service - Institutional

Service Charge	\$	0.2125
Distribution Volumetric Rate	\$/kWh	0.2125
Rate Rider 1 (if applicable)	\$/kWh	
Rate Rider 2 (if applicable)	\$/kWh	
Regulatory Asset Recovery	\$/kWh	(0.0020)
Retail Transmission Rate – Network Service Rate	\$/kWh	0.0042
Retail Transmission Rate – Line and Transformation Connection Service Rate	\$/kWh	0.0039
Retail Transmission Rate – Network Service Rate (if applicable)	\$/kWh	
Retail Transmission Rate – Line and Transformation Connection Service Rate (if applicable)	\$/kWh	
Retail Transmission Rate – Network Service Rate (if applicable)	\$/kWh	
Retail Transmission Rate – Line and Transformation Connection Service Rate (if applicable)	\$/kWh	
Wholesale Market Service Rate	\$/kWh	0.0052
Rural Rate Protection Charge	\$/kWh	0.0010
Regulated Price Plan – Administration Charge	\$	0.25



2007 INCENTIVE RATE MECHANISM ADJUSTMENT MODEL
Fort Albany Power Corporation
EB-2007-0528, EB-2005-0375
January 0, 1900

Sheet 3 - 2006 Board-Approved Tariff of Rates and Charges



2007 INCENTIVE RATE MECHANISM ADJUSTMENT MODEL

Fort Albany Power Corporation

EB-2007-0528, EB-2005-0375

January 0, 1900

Sheet 3 - 2006 Board-Approved Tariff of Rates and Charges

Specific Service Charges

Customer Administration

Returned cheque charge (plus bank charges)	\$	45.00
	\$	
	\$	
	\$	
	\$	
	\$	
	\$	
	\$	
	\$	
	\$	
	\$	
	\$	
	\$	
	\$	
	\$	
	\$	
	\$	
	\$	
	\$	
	\$	
	\$	

Non-Payment of Account

Late Payment - per month	%	1.50
Late Payment - per annum	%	19.56
Disconnect/Reconnect at meter - during regular hours	\$	100.00
	\$	
	\$	
	\$	
	\$	
	\$	
	\$	
	\$	
	\$	
	\$	
	\$	
	\$	

Specific Charge for Access to the Power Poles \$/pole/year	\$	22.35
	\$	
	\$	
	\$	
	\$	
	\$	
	\$	
	\$	
	\$	
	\$	
	\$	
	\$	
	\$	
	\$	
	\$	
	\$	
	\$	
	\$	
	\$	
	\$	
	\$	

Allowances

	\$/kW	
	\$/kW	
	\$/kW	
	\$/kW	

LOSS FACTORS

Total Loss Factor - Secondary Metered Customer < 5,000 kW	1.0385
Total Loss Factor - Secondary Metered Customer > 5,000 kW	N/A
Total Loss Factor - Primary Metered Customer < 5,000 kW	1.0281
Total Loss Factor - Primary Metered Customer > 5,000 kW	N/A



2007 INCENTIVE RATE MECHANISM ADJUSTMENT

Fort Albany Power Corporation

EB-2007-0528, EB-2005-0375

January 0, 1900

Sheet 4 - Smart Meter Information

The smart meter plan rate adder is a monthly service charge for metered customers. This equates to an equivalent amount of \$0.30 per month per residential customer for utilities that did not have a plan. A different amount applied to utilities who had a smart meter plan that was modified in accordance with the Decision with Reasons RP-2005-0020 / EB-2005-0529.

Please identify the customer classes and sub-classes that smart meter funding incremental adjustment applies to by inserting the smart meter rate adder into column D. For most utilities, the rate adder can be located in the Board-approved 2006 EDR model, Sheet 8-5, Column T. Clicking the cursor on the Residential cell should show the formula for the monthly service charge including the smart meter adder. The adder is the same for all metered classes and sub-classes of a distributor.

The adjusted smart meter rate adder for 2007 has yet to be determined (column F). When a decision is made, Board Staff will adjust the application to reflect the updated smart meter adder.

Smart Meter Rate Adder

	2006 EDR	2007 IRM
Residential	\$ 0.21	
General Service - Commercial	\$ 0.21	
General Service - Institutional	\$ -	



2007 INCENTIVE RATE MECHANISM ADJUSTMENT

Fort Albany Power Corporation


EB-2007-0528, EB-2005-0375

January 0, 1900

Sheet 5 - Removal of Smart Meter Charge from 2006 Rates

Note: No inputs are required for this worksheet.

Class	Monthly Service Charge	Less: Smart Meter Charge	"Base" Monthly Service Charge	Unchanged Volumetric Rates from Sheet 2 kW / kWh
<i>Residential</i>	\$ 20.24	\$ 0.21	\$ 20.03	0.0211 \$/kWh
<i>General Service - Commercial</i>	\$ 34.24	\$ 0.21	\$ 34.03	0.0215 \$/kWh
<i>General Service - Institutional</i>	\$ -	\$ -	\$ -	0.2125 \$/kWh



2007 INCENTIVE RATE MECHANISM ADJUSTMENT
Fort Albany Power Corporation
EB-2007-0528, EB-2005-0375
January 0, 1900

Sheet 6 - Conservation and Demand Management Adjustment

Did the applicant receive Board approval for incremental CDM spending
(over and above the 3rd tranche) in 2006? YES NO



Ontario


2007 INCENTIVE RATE MECHANISM ADJUSTMENT
Fort Albany Power Corporation
EB-2007-0528, EB-2005-0375
January 0, 1900

Sheet 7 - Large Corporation Tax Allowance

Did the applicant receive Board approval for Large Corporation Tax in 2006?

YES

NO



Ontario


2007 INCENTIVE RATE MECHANISM ADJUSTMENT
Fort Albany Power Corporation
EB-2007-0528, EB-2005-0375
January 0, 1900

Sheet 8 - Price Cap Adjustment to "Basic" Distribution Rates

Note: No inputs are required for this worksheet.

Price Escalator (GDP-IPI)	Average annual expected Productivity Gain (X)	(GDP-IPI) - X
1.92%	1.00%	0.92%

	Adjusted Monthly Service Charge	Monthly Service Charge with Price Cap Adjustment	Adjusted Volumetric Rate (kW / kWh)	Volumetric Rate with Price Cap Adjustment
Residential	\$20.03	\$20.21	\$ 0.0211	\$0.0213
General Service - Commercial	\$34.03	\$34.34	\$ 0.0215	\$0.0217
General Service - Institutional	\$0.00	\$0.00	\$ 0.2125	\$0.2145



2007 INCENTIVE RATE MECHANISM ADJUSTMENT

Fort Albany Power Corporation

EB-2007-0528, EB-2005-0375

January 0, 1900

Sheet 9 - Addback of Smart Meter Amounts

Note: No inputs are required for this worksheet.

Class	Monthly Service Charge	Add: Smart Meter Charge	2007 Final Monthly Service Charge	2007 Final Volumetric Charge kW / kWh
<i>Residential</i>	\$ 20.21	\$ 0.21	\$ 20.42	0.0213
<i>General Service - Commercial</i>	\$ 34.34	\$ 0.21	\$ 34.55	0.0217
<i>General Service - Institutional</i>	\$ -	\$ -	\$ -	0.2145

Fort Albany Power Corporation
Tariff OF RATES AND CHARGES
Effective May 1, 2007*
(*Except as otherwise noted)
This schedule supersedes and replaces all previously
approved schedules of Rates, Charges, and Loss Factors

EB-2007-0528

SERVICE CLASSIFICATIONS
FOR OEB STAFF USE ONLY

Residential

This classification applies to all customers not falling within the Commercial or Institutional classes.

General Service - Commercial

This classification applies to any commercial business or to an asset operated by Fort Albany First Nation that does not receive funding from the Government of Canada or the Province of Ontario.

General Service - Institutional

This classification applies to any customer that receives funding from or is paid for by either the Government of Canada or the Province of Ontario.

Fort Albany Power Corporation

Tariff OF RATES AND CHARGES

Effective May 1, 2007*

(*Except as otherwise noted)

This schedule supersedes and replaces all previously approved schedules of Rates, Charges, and Loss Factors

EB-2007-0528

Fort Albany Power Corporation
Tariff OF RATES AND CHARGES
Effective May 1, 2007*
 (*Except as otherwise noted)
This schedule supersedes and replaces all previously
approved schedules of Rates, Charges, and Loss Factors

EB-2007-0528

MONTHLY RATES AND CHARGES**Residential**

Service Charge	\$	20.42
Distribution Volumetric Rate	\$/kWh	0.0213
Regulatory Asset Recovery	\$/kWh	(0.0020)
Retail Transmission Rate – Network Service Rate	\$/kWh	0.0046
Retail Transmission Rate – Line and Transformation Connection Service Rate	\$/kWh	0.0044
Wholesale Market Service Rate	\$/kWh	0.0052
Rural Rate Protection Charge	\$/kWh	0.0010
Regulated Price Plan – Administration Charge	\$	0.25

General Service - Commercial

Service Charge	\$	34.55
Distribution Volumetric Rate	\$/kWh	0.0217
Regulatory Asset Recovery	\$/kWh	(0.0020)
Retail Transmission Rate – Network Service Rate	\$/kWh	0.0042
Retail Transmission Rate – Line and Transformation Connection Service Rate	\$/kWh	0.0039
Wholesale Market Service Rate	\$/kWh	0.0052
Rural Rate Protection Charge	\$/kWh	0.0010
Regulated Price Plan – Administration Charge	\$	0.25

General Service - Institutional

Distribution Volumetric Rate	\$/kWh	0.2145
Regulatory Asset Recovery	\$/kWh	(0.0020)
Retail Transmission Rate – Network Service Rate	\$/kWh	0.0042
Retail Transmission Rate – Line and Transformation Connection Service Rate	\$/kWh	0.0039
Wholesale Market Service Rate	\$/kWh	0.0052
Rural Rate Protection Charge	\$/kWh	0.0010
Regulated Price Plan – Administration Charge	\$	0.25

Fort Albany Power Corporation

Tariff OF RATES AND CHARGES

Effective May 1, 2007*

(*Except as otherwise noted)

This schedule supersedes and replaces all previously approved schedules of Rates, Charges, and Loss Factors

EB-2007-0528

Fort Albany Power Corporation
Tariff OF RATES AND CHARGES
Effective May 1, 2007*
(*Except as otherwise noted)
This schedule supersedes and replaces all previously
approved schedules of Rates, Charges, and Loss Factors

EB-2007-0528

Fort Albany Power Corporation

Tariff OF RATES AND CHARGES

Effective May 1, 2007*

(*Except as otherwise noted)

This schedule supersedes and replaces all previously approved schedules of Rates, Charges, and Loss Factors

EB-2007-0528

Fort Albany Power Corporation

Tariff OF RATES AND CHARGES

Effective May 1, 2007*

(*Except as otherwise noted)

This schedule supersedes and replaces all previously approved schedules of Rates, Charges, and Loss Factors

EB-2007-0528

Fort Albany Power Corporation
Tariff OF RATES AND CHARGES
Effective May 1, 2007*
 (*Except as otherwise noted)
This schedule supersedes and replaces all previously
approved schedules of Rates, Charges, and Loss Factors

EB-2007-0528

Specific Service Charges**Customer Administration**

Returned cheque charge (plus bank charges)	\$	45.00
	\$	0.00
	\$	0.00
Late Payment - per month	%	1.50
Late Payment - per annum	%	19.56
Disconnect/Reconnect at meter - during regular hours	\$	100.00
Specific Charge for Access to the Power Poles \$/pole/year	\$	22.35

Allowances**LOSS FACTORS**

Total Loss Factor - Secondary Metered Customer < 5,000 kW	1.0385
Total Loss Factor - Secondary Metered Customer > 5,000 kW	N/A
Total Loss Factor - Primary Metered Customer < 5,000 kW	1.0281
Total Loss Factor - Primary Metered Customer > 5,000 kW	N/A



2007 INCENTIVE RATE MECHANISM ADJUSTMENT MODEL

Fort Albany Power Corporation

EB-2007-0528, EB-2005-0375

January 0, 1900

Sheet 11 - Bill Impact - May 1 to Oct 31

Regulated Price Plan Residential	2006 Threshold	2006 \$ / kWh	2007 Threshold	2007 \$ / kWh
less than or equal to	600 \$	0.058	600 \$	0.058
greater than	> 600 \$	0.067	> 600 \$	0.067

Regulated Price Plan Non-Residential	2006 Threshold	2006 \$ / kWh	2007 Threshold	2007 \$ / kWh
less than or equal to	750 \$	0.058	750 \$	0.058
greater than	> 750 \$	0.067	> 750 \$	0.067

Residential

Consumption	100 kWh 0 kW	Loss Factor 1.0385
--------------------	-----------------	---------------------------

	2006 BILL			2007 BILL			IMPACT		
	Volume	RATE \$	CHARGE \$	Volume	RATE \$	CHARGE \$	\$	%	% of Total Bill
Monthly Service Charge			\$ 20.24			\$ 20.42	\$ 0.18	0.89%	66.56%
Distribution (kWh)	100	\$ 0.0211	\$ 2.11	100	\$ 0.0213	\$ 2.13	\$ 0.0200	0.95%	6.94%
Distribution (kW)	0	\$ -	\$ -	0	\$ -	\$ -	\$ -	0.00%	0.00%
Regulatory Assets (kWh)	100	-\$ 0.0020	-\$ 0.20	100	-\$ 0.0020	-\$ 0.20	\$ -	0.00%	-0.65%
Regulatory Assets (kW)	0	\$ -	\$ -	0	\$ -	\$ -	\$ -	0.00%	0.00%
Sub-Total			\$ 22.15			\$ 22.35	\$ 0.20	0.90%	72.85%
Other Charges (kWh)	104	\$ 0.0222	\$ 2.31	104	\$ 0.0222	\$ 2.31	\$ -	0.00%	7.51%
Other Charges (kW)	0	\$ -	\$ -	0	\$ -	\$ -	\$ -	0.00%	0.00%
Cost of Power Commodity (kWh)	104	\$ 0.0580	\$ 6.02	104	\$ 0.0580	\$ 6.02	\$ -	0.00%	19.63%
Cost of Power Commodity (kW)	0	\$ 0.0670	\$ -	0	\$ 0.0670	\$ -	\$ -	0.00%	0.00%
Total Bill before Taxes			\$ 30.48			\$ 30.68	\$ 0.20	0.66%	100%
GST (2006 - 7%, 2007 - 6%)			\$ 1.93			\$ 1.84	-\$ 0.09	-4.64%	
Total Bill after Taxes			\$ 32.41			\$ 32.52	\$ 0.11	0.34%	

Residential

Consumption	250 kWh 0 kW	Loss Factor 1.0385
--------------------	-----------------	---------------------------

	2006 BILL			2007 BILL			IMPACT		
	Volume	RATE \$	CHARGE \$	Volume	RATE \$	CHARGE \$	\$	%	% of Total Bill
Monthly Service Charge			\$ 20.24			\$ 20.42	\$ 0.18	0.89%	66.56%
Distribution (kWh)	250	\$ 0.0211	\$ 5.28	250	\$ 0.0213	\$ 5.33	\$ 0.0500	0.95%	17.36%
Distribution (kW)	0	\$ -	\$ -	0	\$ -	\$ -	\$ -	0.00%	0.00%
Regulatory Assets (kWh)	250	-\$ 0.0020	-\$ 0.50	250	-\$ 0.0020	-\$ 0.50	\$ -	0.00%	-1.63%
Regulatory Assets (kW)	0	\$ -	\$ -	0	\$ -	\$ -	\$ -	0.00%	0.00%
Sub-Total			\$ 25.02			\$ 25.25	\$ 0.23	0.92%	54.80%
Other Charges (kWh)	260	\$ 0.0222	\$ 5.76	260	\$ 0.0222	\$ 5.76	\$ -	0.00%	12.51%
Other Charges (kW)	0	\$ -	\$ -	0	\$ -	\$ -	\$ -	0.00%	0.00%
Cost of Power Commodity (kWh)	260	\$ 0.0580	\$ 15.06	260	\$ 0.0580	\$ 15.06	\$ -	0.00%	32.69%
Cost of Power Commodity (kW)	0	\$ 0.0670	\$ -	0	\$ 0.0670	\$ -	\$ -	0.00%	0.00%
Total Bill before Taxes			\$ 45.84			\$ 46.07	\$ 0.23	0.50%	100%
GST (2006 - 7%, 2007 - 6%)			\$ 2.90			\$ 2.76	-\$ 0.14	-4.79%	
Total Bill after Taxes			\$ 48.74			\$ 48.83	\$ 0.09	0.19%	

Residential

Consumption	500 kWh 0 kW	Loss Factor 1.0385
--------------------	-----------------	---------------------------

	2006 BILL			2007 BILL			IMPACT		
	Volume	RATE \$	CHARGE \$	Volume	RATE \$	CHARGE \$	\$	%	% of Total Bill
Monthly Service Charge			\$ 20.24			\$ 20.42	\$ 0.18	0.89%	66.56%
Distribution (kWh)	500	\$ 0.0211	\$ 10.55	500	\$ 0.0213	\$ 10.65	\$ 0.1000	0.95%	34.71%
Distribution (kW)	0	\$ -	\$ -	0	\$ -	\$ -	\$ -	0.00%	0.00%
Regulatory Assets (kWh)	500	-\$ 0.0020	-\$ 1.00	500	-\$ 0.0020	-\$ 1.00	\$ -	0.00%	-3.26%
Regulatory Assets (kW)	0	\$ -	\$ -	0	\$ -	\$ -	\$ -	0.00%	0.00%
Sub-Total			\$ 29.79			\$ 30.07	\$ 0.28	0.94%	41.93%
Other Charges (kWh)	519	\$ 0.0222	\$ 11.53	519	\$ 0.0222	\$ 11.53	\$ -	0.00%	16.07%
Other Charges (kW)	0	\$ -	\$ -	0	\$ -	\$ -	\$ -	0.00%	0.00%
Cost of Power Commodity (kWh)	519	\$ 0.0580	\$ 30.12	519	\$ 0.0580	\$ 30.12	\$ -	0.00%	42.00%
Cost of Power Commodity (kW)	0	\$ 0.0670	\$ -	0	\$ 0.0670	\$ -	\$ -	0.00%	0.00%
Total Bill before Taxes			\$ 71.43			\$ 71.71	\$ 0.28	0.39%	100%
GST (2006 - 7%, 2007 - 6%)			\$ 4.52			\$ 4.30	-\$ 0.22	-4.89%	
Total Bill after Taxes			\$ 75.98			\$ 76.02	\$ 0.06	0.08%	

Residential

Consumption	750 kWh 0 kW	Loss Factor 1.0385
--------------------	-----------------	---------------------------

	2006 BILL			2007 BILL			IMPACT		
	Volume	RATE \$	CHARGE \$	Volume	RATE \$	CHARGE \$	\$	%	% of Total Bill
Monthly Service Charge			\$ 20.24			\$ 20.42	\$ 0.18	0.89%	66.56%
Distribution (kWh)	750	\$ 0.0211	\$ 15.83	750	\$ 0.0213	\$ 15.98	\$ 0.1500	0.95%	52.07%
Distribution (kW)	0	\$ -	\$ -	0	\$ -	\$ -	\$ -	0.00%	0.00%
Regulatory Assets (kWh)	750	-\$ 0.0020	-\$ 1.50	750	-\$ 0.0020	-\$ 1.50	\$ -	0.00%	-4.89%
Regulatory Assets (kW)	0	\$ -	\$ -	0	\$ -	\$ -	\$ -	0.00%	0.00%
Sub-Total			\$ 34.57			\$ 34.90	\$ 0.33	0.95%	35.26%
Other Charges (kWh)	779	\$ 0.0222	\$ 17.29	779	\$ 0.0222	\$ 17.29	\$ -	0.00%	17.47%
Other Charges (kW)	0	\$ -	\$ -	0	\$ -	\$ -	\$ -	0.00%	0.00%
Cost of Power Commodity (kWh)	600	\$ 0.0580	\$ 34.80	600	\$ 0.0580	\$ 34.80	\$ -	0.00%	35.16%
Cost of Power Commodity (kW)	179	\$ 0.0670	\$ 11.98	179	\$ 0.0670	\$ 11.98	\$ -	0.00%	12.11%
Total Bill before Taxes			\$ 98.64			\$ 98.97	\$ 0.33	0.33%	100%
GST (2006 - 7%, 2007 - 6%)			\$ 6.25			\$ 5.94	-\$ 0.31	-4.95%	
Total Bill after Taxes			\$ 104.89			\$ 104.91	\$ 0.02	0.02%	

Residential

Consumption	1,000 kWh 0 kW	Loss Factor 1.0385
--------------------	-------------------	---------------------------

	2006 BILL			2007 BILL			IMPACT		
	Volume	RATE \$	CHARGE \$	Volume	RATE \$	CHARGE \$	\$	%	% of Total Bill
Monthly Service Charge			\$ 20.24			\$ 20.42	\$ 0.18	0.89%	66.56%
Distribution (kWh)	1,000	\$ 0.0211	\$ 21.10	1,000	\$ 0.0213	\$ 21.30	\$ 0.2000	0.95%	69.43%
Distribution (kW)	0	\$ -	\$ -	0	\$ -	\$ -	\$ -	0.00%	0.00%
Regulatory Assets (kWh)	1,000	-\$ 0.0020	-\$ 2.00	1,000	-\$ 0.0020	-\$ 2.00	\$ -	0.00%	-6.52%
Regulatory Assets (kW)	0	\$ -	\$ -	0	\$ -	\$ -	\$ -	0.00%	0.00%
Sub-Total			\$ 39.34			\$ 39.72	\$ 0.38	0.97%	31.29%
Other Charges (kWh)	1039	\$ 0.0222	\$ 23.05	1039	\$ 0.0222	\$ 23.05	\$ -	0.00%	18.16%
Other Charges (kW)	0	\$ -	\$ -	0	\$ -	\$ -	\$ -	0.00%	0.00%
Cost of Power Commodity (kWh)	600	\$ 0.0580	\$ 34.80	600	\$ 0.0580	\$ 34.80	\$ -	0.00%	27.41%

Cost of Power Commodity (kWh)	439	\$ 0.0670	\$ 29.38	439	\$ 0.0670	\$ 29.38	\$ -	0.00%	23.14%
Total Bill before Taxes			\$ 126.57			\$ 126.95	\$ 0.38	0.30%	100%
GST (2006 - 7%, 2007 - 6%)			\$ 8.02			\$ 7.62	-\$ 0.40	-4.98%	
Total Bill after Taxes			\$ 134.59			\$ 134.57	-\$ 0.02	-0.01%	

Residential

Consumption	1,500 kWh 0 kW	Loss Factor 1.0385
--------------------	-------------------	---------------------------

	2006 BILL			2007 BILL			IMPACT		
	Volume	RATE \$	CHARGE \$	Volume	RATE \$	CHARGE \$	\$	%	% of Total Bill
Monthly Service Charge			\$ 20.24			\$ 20.42	\$ 0.18	0.89%	66.56%
Distribution (kWh)	1,500	\$ 0.0211	\$ 31.65	1,500	\$ 0.0213	\$ 31.95	\$ 0.3000	0.95%	104.14%
Distribution (kW)	0	\$ -	\$ -	0	\$ -	\$ -	\$ -	0.00%	0.00%
Regulatory Assets (kWh)	1,500	-\$ 0.0020	-\$ 3.00	1,500	-\$ 0.0020	-\$ 3.00	\$ -	0.00%	-9.78%
Regulatory Assets (kW)	0	\$ -	\$ -	0	\$ -	\$ -	\$ -	0.00%	0.00%
Sub-Total			\$ 48.89			\$ 49.37	\$ 0.48	0.98%	26.99%
Other Charges (kWh)	1558	\$ 0.0222	\$ 34.58	1558	\$ 0.0222	\$ 34.58	\$ -	0.00%	18.91%
Other Charges (kW)	0	\$ -	\$ -	0	\$ -	\$ -	\$ -	0.00%	0.00%
Cost of Power Commodity (kWh)	600	\$ 0.0580	\$ 34.80	600	\$ 0.0580	\$ 34.80	\$ -	0.00%	19.02%
Cost of Power Commodity (kW)	958	\$ 0.0670	\$ 64.17	958	\$ 0.0670	\$ 64.17	\$ -	0.00%	35.08%
Total Bill before Taxes			\$ 182.44			\$ 182.92	\$ 0.48	0.26%	100%
GST (2006 - 7%, 2007 - 6%)			\$ 11.55			\$ 10.98	-\$ 0.58	-5.01%	
Total Bill after Taxes			\$ 194.00			\$ 193.90	-\$ 0.10	-0.05%	

Residential

Consumption	2,000 kWh 0 kW	Loss Factor 1.0385
--------------------	-------------------	---------------------------

	2006 BILL			2007 BILL			IMPACT		
	Volume	RATE \$	CHARGE \$	Volume	RATE \$	CHARGE \$	\$	%	% of Total Bill
Monthly Service Charge			\$ 20.24			\$ 20.42	\$ 0.18	0.89%	66.56%
Distribution (kWh)	2,000	\$ 0.0211	\$ 42.20	2,000	\$ 0.0213	\$ 42.60	\$ 0.4000	0.95%	138.86%
Distribution (kW)	0	\$ -	\$ -	0	\$ -	\$ -	\$ -	0.00%	0.00%
Regulatory Assets (kWh)	2,000	-\$ 0.0020	-\$ 4.00	2,000	-\$ 0.0020	-\$ 4.00	\$ -	0.00%	-13.04%
Regulatory Assets (kW)	0	\$ -	\$ -	0	\$ -	\$ -	\$ -	0.00%	0.00%
Sub-Total			\$ 58.44			\$ 59.02	\$ 0.58	0.99%	24.71%
Other Charges (kWh)	2077	\$ 0.0222	\$ 46.11	2077	\$ 0.0222	\$ 46.11	\$ -	0.00%	19.30%
Other Charges (kW)	0	\$ -	\$ -	0	\$ -	\$ -	\$ -	0.00%	0.00%
Cost of Power Commodity (kWh)	600	\$ 0.0580	\$ 34.80	600	\$ 0.0580	\$ 34.80	\$ -	0.00%	14.57%
Cost of Power Commodity (kW)	1,477	\$ 0.0670	\$ 98.96	1,477	\$ 0.0670	\$ 98.96	\$ -	0.00%	41.42%
Total Bill before Taxes			\$ 238.31			\$ 238.89	\$ 0.58	0.24%	100%
GST (2006 - 7%, 2007 - 6%)			\$ 15.09			\$ 14.33	-\$ 0.76	-5.03%	
Total Bill after Taxes			\$ 253.40			\$ 253.22	-\$ 0.18	-0.07%	

General Service - Commercial

Consumption	1,000 kWh 0 kW	Loss Factor 1.0385
--------------------	-------------------	---------------------------

	2006 BILL			2007 BILL			IMPACT		
	Volume	RATE \$	CHARGE \$	Volume	RATE \$	CHARGE \$	\$	%	% of Total Bill
Monthly Service Charge			\$ 34.24			\$ 34.55	\$ 0.31	0.91%	112.62%
Distribution (kWh)	1,000	\$ 0.0215	\$ 21.50	1,000	\$ 0.0217	\$ 21.70	\$ 0.2000	0.93%	70.73%
Distribution (kW)	0	\$ -	\$ -	0	\$ -	\$ -	\$ -	0.00%	0.00%

Regulatory Assets (kWh)	1,000	-\$ 0.0020	-\$ 2.00	1,000	-\$ 0.0020	-\$ 2.00	\$ -	0.00%	-6.52%
Regulatory Assets (kW)	0	\$ -	\$ -	0	\$ -	\$ -	\$ -	0.00%	0.00%
Sub-Total			\$ 53.74			\$ 54.25	\$ 0.51	0.95%	38.97%
Other Charges (kWh)	1039	\$ 0.0213	\$ 22.12	1039	\$ 0.0213	\$ 22.12	\$ -	0.00%	15.89%
Other Charges (kW)	0	\$ -	\$ -	0	\$ -	\$ -	\$ -	0.00%	0.00%
Cost of Power Commodity (kWh)	750	\$ 0.0580	\$ 43.50	750	\$ 0.0580	\$ 43.50	\$ -	0.00%	31.25%
Cost of Power Commodity (kW)	289	\$ 0.0670	\$ 19.33	289	\$ 0.0670	\$ 19.33	\$ -	0.00%	13.89%
Total Bill before Taxes			\$ 138.69			\$ 139.20	\$ 0.51	0.37%	100%
GST (2006 - 7%, 2007 - 6%)			\$ 8.78			\$ 8.35	-\$ 0.43	-4.91%	
Total Bill after Taxes			\$ 147.47			\$ 147.55	\$ 0.08	0.05%	

General Service - Commercial

Consumption	2,000 kWh 0 kW	Loss Factor 1.0385
--------------------	-------------------	---------------------------

	2006 BILL			2007 BILL			IMPACT		
	Volume	RATE \$	CHARGE \$	Volume	RATE \$	CHARGE \$	\$	%	% of Total Bill
Monthly Service Charge			\$ 34.24			\$ 34.55	\$ 0.31	0.91%	112.62%
Distribution (kWh)	2,000	\$ 0.0215	\$ 43.00	2,000	\$ 0.0217	\$ 43.40	\$ 0.4000	0.93%	141.47%
Distribution (kW)	0	\$ -	\$ -	0	\$ -	\$ -	\$ -	0.00%	0.00%
Regulatory Assets (kWh)	2,000	-\$ 0.0020	-\$ 4.00	2,000	-\$ 0.0020	-\$ 4.00	\$ -	0.00%	-13.04%
Regulatory Assets (kW)	0	\$ -	\$ -	0	\$ -	\$ -	\$ -	0.00%	0.00%
Sub-Total			\$ 73.24			\$ 73.95	\$ 0.71	0.97%	29.51%
Other Charges (kWh)	2077	\$ 0.0213	\$ 44.24	2077	\$ 0.0213	\$ 44.24	\$ -	0.00%	17.65%
Other Charges (kW)	0	\$ -	\$ -	0	\$ -	\$ -	\$ -	0.00%	0.00%
Cost of Power Commodity (kWh)	750	\$ 0.0580	\$ 43.50	750	\$ 0.0580	\$ 43.50	\$ -	0.00%	17.36%
Cost of Power Commodity (kW)	1,327	\$ 0.0670	\$ 88.91	1,327	\$ 0.0670	\$ 88.91	\$ -	0.00%	35.48%
Total Bill before Taxes			\$ 249.89			\$ 250.60	\$ 0.71	0.28%	100%
GST (2006 - 7%, 2007 - 6%)			\$ 15.83			\$ 15.04	-\$ 0.79	-4.99%	
Total Bill after Taxes			\$ 265.72			\$ 265.64	-\$ 0.08	-0.03%	

General Service - Commercial

Consumption	5,000 kWh 0 kW	Loss Factor 1.0385
--------------------	-------------------	---------------------------

	2006 BILL			2007 BILL			IMPACT		
	Volume	RATE \$	CHARGE \$	Volume	RATE \$	CHARGE \$	\$	%	% of Total Bill
Monthly Service Charge			\$ 34.24			\$ 34.55	\$ 0.31	0.91%	112.62%
Distribution (kWh)	5,000	\$ 0.0215	\$ 107.50	5,000	\$ 0.0217	\$ 108.50	\$ 1.0000	0.93%	353.66%
Distribution (kW)	0	\$ -	\$ -	0	\$ -	\$ -	\$ -	0.00%	0.00%
Regulatory Assets (kWh)	5,000	-\$ 0.0020	-\$ 10.00	5,000	-\$ 0.0020	-\$ 10.00	\$ -	0.00%	-32.60%
Regulatory Assets (kW)	0	\$ -	\$ -	0	\$ -	\$ -	\$ -	0.00%	0.00%
Sub-Total			\$ 131.74			\$ 133.05	\$ 1.31	0.99%	22.75%
Other Charges (kWh)	5193	\$ 0.0213	\$ 110.60	5193	\$ 0.0213	\$ 110.60	\$ -	0.00%	18.91%
Other Charges (kW)	0	\$ -	\$ -	0	\$ -	\$ -	\$ -	0.00%	0.00%
Cost of Power Commodity (kWh)	750	\$ 0.0580	\$ 43.50	750	\$ 0.0580	\$ 43.50	\$ -	0.00%	7.44%
Cost of Power Commodity (kW)	4,443	\$ 0.0670	\$ 297.65	4,443	\$ 0.0670	\$ 297.65	\$ -	0.00%	50.90%
Total Bill before Taxes			\$ 583.49			\$ 584.80	\$ 1.31	0.22%	100%
GST (2006 - 7%, 2007 - 6%)			\$ 36.95			\$ 35.09	-\$ 1.87	-5.05%	
Total Bill after Taxes			\$ 620.44			\$ 619.89	-\$ 0.56	-0.09%	

General Service - Commercial

Consumption	10,000 kWh 0 kW	Loss Factor 1.0385
--------------------	--------------------	---------------------------

	2006 BILL			2007 BILL			IMPACT		
	Volume	RATE \$	CHARGE \$	Volume	RATE \$	CHARGE \$	\$	%	% of Total Bill
Monthly Service Charge			\$ 34.24			\$ 34.55	\$ 0.31	0.91%	112.62%
Distribution (kWh)	10,000	\$ 0.0215	\$ 215.00	10,000	\$ 0.0217	\$ 217.00	\$ 2.0000	0.93%	707.33%
Distribution (kW)	0	\$ -	\$ -	0	\$ -	\$ -	\$ -	0.00%	0.00%
Regulatory Assets (kWh)	10,000	-\$ 0.0020	-\$ 20.00	10,000	-\$ 0.0020	-\$ 20.00	\$ -	0.00%	-65.19%
Regulatory Assets (kW)	0	\$ -	\$ -	0	\$ -	\$ -	\$ -	0.00%	0.00%
Sub-Total			\$ 229.24			\$ 231.55	\$ 2.31	1.01%	20.28%
Other Charges (kWh)	10385	\$ 0.0213	\$ 221.20	10385	\$ 0.0213	\$ 221.20	\$ -	0.00%	19.37%
Other Charges (kW)	0	\$ -	\$ -	0	\$ -	\$ -	\$ -	0.00%	0.00%
Cost of Power Commodity (kWh)	750	\$ 0.0580	\$ 43.50	750	\$ 0.0580	\$ 43.50	\$ -	0.00%	3.81%
Cost of Power Commodity (kW)	9,635	\$ 0.0670	\$ 645.55	9,635	\$ 0.0670	\$ 645.55	\$ -	0.00%	56.54%
Total Bill before Taxes			\$ 1,139.49			\$ 1,141.80	\$ 2.31	0.20%	100%
GST (2006 - 7%, 2007 - 6%)			\$ 72.17			\$ 68.51	-\$ 3.66	-5.07%	
Total Bill after Taxes			\$ 1,211.65			\$ 1,210.30	-\$ 1.35	-0.11%	

General Service - Commercial

Consumption	15,000 kWh 0 kW	Loss Factor 1.0385
--------------------	--------------------	---------------------------

	2006 BILL			2007 BILL			IMPACT		
	Volume	RATE \$	CHARGE \$	Volume	RATE \$	CHARGE \$	\$	%	% of Total Bill
Monthly Service Charge			\$ 34.24			\$ 34.55	\$ 0.31	0.91%	112.62%
Distribution (kWh)	15,000	\$ 0.0215	\$ 322.50	15,000	\$ 0.0217	\$ 325.50	\$ 3.0000	0.93%	1060.99%
Distribution (kW)	0	\$ -	\$ -	0	\$ -	\$ -	\$ -	0.00%	0.00%
Regulatory Assets (kWh)	15,000	-\$ 0.0020	-\$ 30.00	15,000	-\$ 0.0020	-\$ 30.00	\$ -	0.00%	-97.79%
Regulatory Assets (kW)	0	\$ -	\$ -	0	\$ -	\$ -	\$ -	0.00%	0.00%
Sub-Total			\$ 326.74			\$ 330.05	\$ 3.31	1.01%	19.43%
Other Charges (kWh)	15578	\$ 0.0213	\$ 331.80	15578	\$ 0.0213	\$ 331.80	\$ -	0.00%	19.53%
Other Charges (kW)	0	\$ -	\$ -	0	\$ -	\$ -	\$ -	0.00%	0.00%
Cost of Power Commodity (kWh)	750	\$ 0.0580	\$ 43.50	750	\$ 0.0580	\$ 43.50	\$ -	0.00%	2.56%
Cost of Power Commodity (kW)	14,828	\$ 0.0670	\$ 993.44	14,828	\$ 0.0670	\$ 993.44	\$ -	0.00%	58.48%
Total Bill before Taxes			\$ 1,695.48			\$ 1,698.79	\$ 3.31	0.20%	100%
GST (2006 - 7%, 2007 - 6%)			\$ 107.38			\$ 101.93	-\$ 5.45	-5.08%	
Total Bill after Taxes			\$ 1,802.86			\$ 1,800.72	-\$ 2.14	-0.12%	

General Service - Institutional

Consumption	15,000 kWh 60 kW	Loss Factor 1.0385
--------------------	---------------------	---------------------------

	2006 BILL			2007 BILL			IMPACT		
	Volume	RATE \$	CHARGE \$	Volume	RATE \$	CHARGE \$	\$	%	% of Total Bill
Monthly Service Charge			\$ -			\$ -	\$ -	0.00%	0.00%
Distribution (kWh)	15,000	\$ -	\$ -	15,000	\$ -	\$ -	\$ -	0.00%	0.00%
Distribution (kW)	60	\$ 0.2125	\$ 12.75	60	\$ 0.2145	\$ 12.87	\$ 0.12	0.94%	41.95%
Regulatory Assets (kWh)	15,000	\$ -	\$ -	15,000	\$ -	\$ -	\$ -	0.00%	0.00%
Regulatory Assets (kW)	60	-\$ 0.0020	-\$ 0.12	60	-\$ 0.0020	-\$ 0.12	\$ -	0.00%	-0.39%
Sub-Total			\$ 12.63			\$ 12.75	\$ 0.12	0.95%	1.02%
Other Charges (kWh)	15578	\$ 0.0132	\$ 205.62	15578	\$ 0.0132	\$ 205.62	\$ -	0.00%	16.37%
Other Charges (kW)	62	\$ 0.0081	\$ 0.50	62	\$ 0.0081	\$ 0.50	\$ -	0.00%	0.04%
Cost of Power Commodity (kWh)	750	\$ 0.0580	\$ 43.50	750	\$ 0.0580	\$ 43.50	\$ -	0.00%	3.46%
Cost of Power Commodity (kW)	14,828	\$ 0.0670	\$ 993.44	14,828	\$ 0.0670	\$ 993.44	\$ -	0.00%	79.11%
Total Bill before Taxes			\$ 1,255.70			\$ 1,255.82	\$ 0.12	0.01%	100%
GST (2006 - 7%, 2007 - 6%)			\$ 79.53			\$ 75.35	-\$ 4.18	-5.25%	

Total Bill after Taxes	\$ 1,335.23	\$ 1,331.17	-\$ 4.06	-0.30%
-------------------------------	-------------	-------------	----------	--------

General Service - Institutional

Consumption	40,000 kWh 100 kW	Loss Factor 1.0385
--------------------	----------------------	---------------------------

	2006 BILL			2007 BILL			IMPACT		
	Volume	RATE \$	CHARGE \$	Volume	RATE \$	CHARGE \$	\$	%	% of Total Bill
Monthly Service Charge			\$ -			\$ -	\$ -	0.00%	0.00%
Distribution (kWh)	40,000	\$ -	\$ -	40,000	\$ -	\$ -	\$ -	0.00%	0.00%
Distribution (kW)	100	\$ 0.2125	\$ 21.25	100	\$ 0.2145	\$ 21.45	\$ 0.20	0.94%	69.92%
Regulatory Assets (kWh)	40,000	\$ -	\$ -	40,000	\$ -	\$ -	\$ -	0.00%	0.00%
Regulatory Assets (kW)	100	-\$ 0.0020	-\$ 0.20	100	-\$ 0.0020	-\$ 0.20	\$ -	0.00%	-0.65%
Sub-Total			\$ 21.05			\$ 21.25	\$ 0.20	0.95%	0.63%
Other Charges (kWh)	41540	\$ 0.0132	\$ 548.33	41540	\$ 0.0132	\$ 548.33	\$ -	0.00%	16.38%
Other Charges (kW)	104	\$ 0.0081	\$ 0.84	104	\$ 0.0081	\$ 0.84	\$ -	0.00%	0.03%
Cost of Power Commodity (kWh)	750	\$ 0.0580	\$ 43.50	750	\$ 0.0580	\$ 43.50	\$ -	0.00%	1.30%
Cost of Power Commodity (kW)	40,790	\$ 0.0670	\$ 2,732.93	40,790	\$ 0.0670	\$ 2,732.93	\$ -	0.00%	81.66%
Total Bill before Taxes			\$ 3,346.65			\$ 3,346.85	\$ 0.20	0.01%	100%
GST (2006 - 7%, 2007 - 6%)			\$ 211.95			\$ 200.81	-\$ 11.14	-5.26%	
Total Bill after Taxes			\$ 3,558.60			\$ 3,547.66	-\$ 10.94	-0.31%	

General Service - Institutional

Consumption	100,000 kWh 500 kW	Loss Factor 1.0385
--------------------	-----------------------	---------------------------

	2006 BILL			2007 BILL			IMPACT		
	Volume	RATE \$	CHARGE \$	Volume	RATE \$	CHARGE \$	\$	%	% of Total Bill
Monthly Service Charge			\$ -			\$ -	\$ -	0.00%	0.00%
Distribution (kWh)	100,000	\$ -	\$ -	100,000	\$ -	\$ -	\$ -	0.00%	0.00%
Distribution (kW)	500	\$ 0.2125	\$ 106.25	500	\$ 0.2145	\$ 107.25	\$ 1.00	0.94%	349.59%
Regulatory Assets (kWh)	100,000	\$ -	\$ -	100,000	\$ -	\$ -	\$ -	0.00%	0.00%
Regulatory Assets (kW)	500	-\$ 0.0020	-\$ 1.00	500	-\$ 0.0020	-\$ 1.00	\$ -	0.00%	-3.26%
Sub-Total			\$ 105.25			\$ 106.25	\$ 1.00	0.95%	1.26%
Other Charges (kWh)	103850	\$ 0.0132	\$ 1,370.82	103850	\$ 0.0132	\$ 1,370.82	\$ -	0.00%	16.26%
Other Charges (kW)	519	\$ 0.0081	\$ 4.21	519	\$ 0.0081	\$ 4.21	\$ -	0.00%	0.05%
Cost of Power Commodity (kWh)	750	\$ 0.0580	\$ 43.50	750	\$ 0.0580	\$ 43.50	\$ -	0.00%	0.52%
Cost of Power Commodity (kW)	103,100	\$ 0.0670	\$ 6,907.70	103,100	\$ 0.0670	\$ 6,907.70	\$ -	0.00%	81.92%
Total Bill before Taxes			\$ 8,431.48			\$ 8,432.48	\$ 1.00	0.01%	100%
GST (2006 - 7%, 2007 - 6%)			\$ 533.99			\$ 505.95	-\$ 28.04	-5.25%	
Total Bill after Taxes			\$ 8,965.47			\$ 8,938.42	-\$ 27.04	-0.30%	

General Service - Institutional

Consumption	400,000 kWh 1000 kW	Loss Factor 1.0385
--------------------	------------------------	---------------------------

	2006 BILL			2007 BILL			IMPACT		
	Volume	RATE \$	CHARGE \$	Volume	RATE \$	CHARGE \$	\$	%	% of Total Bill
Monthly Service Charge			\$ -			\$ -	\$ -	0.00%	0.00%
Distribution (kWh)	400,000	\$ -	\$ -	400,000	\$ -	\$ -	\$ -	0.00%	0.00%
Distribution (kW)	1,000	\$ 0.2125	\$ 212.50	1,000	\$ 0.2145	\$ 214.50	\$ 2.00	0.94%	699.18%
Regulatory Assets (kWh)	400,000	\$ -	\$ -	400,000	\$ -	\$ -	\$ -	0.00%	0.00%
Regulatory Assets (kW)	1,000	-\$ 0.0020	-\$ 2.00	1,000	-\$ 0.0020	-\$ 2.00	\$ -	0.00%	-6.52%
Sub-Total			\$ 210.50			\$ 212.50	\$ 2.00	0.95%	0.63%
Other Charges (kWh)	415400	\$ 0.0132	\$ 5,483.28	415400	\$ 0.0132	\$ 5,483.28	\$ -	0.00%	16.35%

Other Charges (kW)	1,039	\$ 0.0081	\$ 8.41	1,039	\$ 0.0081	\$ 8.41	\$ -	0.00%	0.03%
Cost of Power Commodity (kWh)	750	\$ 0.0580	\$ 43.50	750	\$ 0.0580	\$ 43.50	\$ -	0.00%	0.13%
Cost of Power Commodity (kWh)	414,650	\$ 0.0670	\$ 27,781.55	414,650	\$ 0.0670	\$ 27,781.55	\$ -	0.00%	82.86%
Total Bill before Taxes			\$ 33,527.24			\$ 33,529.24	\$ 2.00	0.01%	100%
GST (2006 - 7%, 2007 - 6%)			\$ 2,123.39			\$ 2,011.75	-\$ 111.64	-5.28%	
Total Bill after Taxes			\$ 35,650.63			\$ 35,541.00	-\$ 109.64	-0.31%	

General Service - Institutional

Consumption	1,000,000 kWh 3000 kW	Loss Factor 1.0385
--------------------	--------------------------	---------------------------

	2006 BILL			2007 BILL			IMPACT		
	Volume	RATE \$	CHARGE \$	Volume	RATE \$	CHARGE \$	\$	%	% of Total Bill
Monthly Service Charge			\$ -			\$ -	\$ -	0.00%	0.00%
Distribution (kWh)	1,000,000	\$ -	\$ -	1,000,000	\$ -	\$ -	\$ -	0.00%	0.00%
Distribution (kW)	3,000	\$ 0.2125	\$ 637.50	3,000	\$ 0.2145	\$ 643.50	\$ 6.00	0.94%	2097.54%
Regulatory Assets (kWh)	1,000,000	\$ -	\$ -	1,000,000	\$ -	\$ -	\$ -	0.00%	0.00%
Regulatory Assets (kW)	3,000	-\$ 0.0020	-\$ 6.00	3,000	-\$ 0.0020	-\$ 6.00	\$ -	0.00%	-19.56%
Sub-Total			\$ 631.50			\$ 637.50	\$ 6.00	0.95%	0.76%
Other Charges (kWh)	1038500	\$ 0.0132	\$ 13,708.20	1038500	\$ 0.0132	\$ 13,708.20	\$ -	0.00%	16.33%
Other Charges (kW)	3,116	\$ 0.0081	\$ 25.24	3,116	\$ 0.0081	\$ 25.24	\$ -	0.00%	0.03%
Cost of Power Commodity (kWh)	750	\$ 0.0580	\$ 43.50	750	\$ 0.0580	\$ 43.50	\$ -	0.00%	0.05%
Cost of Power Commodity (kWh)	1,037,750	\$ 0.0670	\$ 69,529.25	1,037,750	\$ 0.0670	\$ 69,529.25	\$ -	0.00%	82.83%
Total Bill before Taxes			\$ 83,937.69			\$ 83,943.69	\$ 6.00	0.01%	100%
GST (2006 - 7%, 2007 - 6%)			\$ 5,316.05			\$ 5,036.62	-\$ 279.43	-5.26%	
Total Bill after Taxes			\$ 89,253.74			\$ 88,980.31	-\$ 273.43	-0.31%	

General Service - Institutional

Consumption	1,500,000 kWh 4000 kW	Loss Factor 1.0385
--------------------	--------------------------	---------------------------

	2006 BILL			2007 BILL			IMPACT		
	Volume	RATE \$	CHARGE \$	Volume	RATE \$	CHARGE \$	\$	%	% of Total Bill
Monthly Service Charge			\$ -			\$ -	\$ -	0.00%	0.00%
Distribution (kWh)	1,500,000	\$ -	\$ -	1,500,000	\$ -	\$ -	\$ -	0.00%	0.00%
Distribution (kW)	4,000	\$ 0.2125	\$ 850.00	4,000	\$ 0.2145	\$ 858.00	\$ 8.00	0.94%	2796.72%
Regulatory Assets (kWh)	1,500,000	\$ -	\$ -	1,500,000	\$ -	\$ -	\$ -	0.00%	0.00%
Regulatory Assets (kW)	4,000	-\$ 0.0020	-\$ 8.00	4,000	-\$ 0.0020	-\$ 8.00	\$ -	0.00%	-26.08%
Sub-Total			\$ 842.00			\$ 850.00	\$ 8.00	0.95%	0.68%
Other Charges (kWh)	1557750	\$ 0.0132	\$ 20,562.30	1557750	\$ 0.0132	\$ 20,562.30	\$ -	0.00%	16.34%
Other Charges (kW)	4,154	\$ 0.0081	\$ 33.65	4,154	\$ 0.0081	\$ 33.65	\$ -	0.00%	0.03%
Cost of Power Commodity (kWh)	750	\$ 0.0580	\$ 43.50	750	\$ 0.0580	\$ 43.50	\$ -	0.00%	0.03%
Cost of Power Commodity (kWh)	1,557,000	\$ 0.0670	\$ 104,319.00	1,557,000	\$ 0.0670	\$ 104,319.00	\$ -	0.00%	82.92%
Total Bill before Taxes			\$ 125,800.45			\$ 125,808.45	\$ 8.00	0.01%	100%
GST (2006 - 7%, 2007 - 6%)			\$ 7,967.36			\$ 7,548.51	-\$ 418.85	-5.26%	
Total Bill after Taxes			\$ 133,767.81			\$ 133,356.95	-\$ 410.85	-0.31%	



2007 INCENTIVE RATE MECHANISM ADJUSTMENT MODEL

Fort Albany Power Corporation

EB-2007-0528, EB-2005-0375

January 0, 1900

Sheet 12 - Bill Impact - Nov 1 to April 30

Regulated Price Plan Residential	2006 Threshold	2006 \$ / kWh	2007 Threshold	2007 \$ / kWh
less than or equal to	600 \$	0.058	1000 \$	0.058
greater than	> 600 \$	0.067	> 1000 \$	0.067

Regulated Price Plan Non-Residential	2006 Threshold	2006 \$ / kWh	2007 Threshold	2007 \$ / kWh
less than or equal to	750 \$	0.058	750 \$	0.058
greater than	> 750 \$	0.067	> 750 \$	0.067

Residential

Consumption	100 kWh 0 kW	Loss Factor 1.0385
--------------------	-----------------	---------------------------

	2006 BILL			2007 BILL			IMPACT		
	Volume	RATE \$	CHARGE \$	Volume	RATE \$	CHARGE \$	\$	%	% of Total Bill
Monthly Service Charge			\$ 20.24			\$ 20.42	\$ 0.18	0.89%	66.56%
Distribution (kWh)	100	\$ 0.0211	\$ 2.11	100	\$ 0.0213	\$ 2.13	\$ 0.0200	0.95%	6.94%
Distribution (kW)	0	\$ -	\$ -	0	\$ -	\$ -	\$ -	0.00%	0.00%
Regulatory Assets (kWh)	100	-\$ 0.0020	-\$ 0.20	100	-\$ 0.0020	-\$ 0.20	\$ -	0.00%	-0.65%
Regulatory Assets (kW)	0	\$ -	\$ -	0	\$ -	\$ -	\$ -	0.00%	0.00%
Sub-Total			\$ 22.15			\$ 22.35	\$ 0.20	0.90%	72.85%
Other Charges (kWh)	104	\$ 0.0222	\$ 2.31	104	\$ 0.0222	\$ 2.31	\$ -	0.00%	7.51%
Other Charges (kW)	0	\$ -	\$ -	0	\$ -	\$ -	\$ -	0.00%	0.00%
Cost of Power Commodity (kWh)	104	\$ 0.0580	\$ 6.02	104	\$ 0.0580	\$ 6.02	\$ -	0.00%	19.63%
Cost of Power Commodity (kW)	0	\$ 0.0670	\$ -	0	\$ 0.0670	\$ -	\$ -	0.00%	0.00%
Total Bill before Taxes			\$ 30.48			\$ 30.68	\$ 0.20	0.66%	100%
GST (2006 - 7%, 2007 - 6%)			\$ 1.93			\$ 1.84	-\$ 0.09	-4.64%	
Total Bill after Taxes			\$ 32.41			\$ 32.52	\$ 0.11	0.34%	

Residential

Consumption	250 kWh 0 kW	Loss Factor 1.0385
--------------------	-----------------	---------------------------

	2006 BILL			2007 BILL			IMPACT		
	Volume	RATE \$	CHARGE \$	Volume	RATE \$	CHARGE \$	\$	%	% of Total Bill
Monthly Service Charge			\$ 20.24			\$ 20.42	\$ 0.18	0.89%	66.56%
Distribution (kWh)	250	\$ 0.0211	\$ 5.28	250	\$ 0.0213	\$ 5.33	\$ 0.0500	0.95%	17.36%
Distribution (kW)	0	\$ -	\$ -	0	\$ -	\$ -	\$ -	0.00%	0.00%
Regulatory Assets (kWh)	250	-\$ 0.0020	-\$ 0.50	250	-\$ 0.0020	-\$ 0.50	\$ -	0.00%	-1.63%
Regulatory Assets (kW)	0	\$ -	\$ -	0	\$ -	\$ -	\$ -	0.00%	0.00%
Sub-Total			\$ 25.02			\$ 25.25	\$ 0.23	0.92%	54.80%
Other Charges (kWh)	260	\$ 0.0222	\$ 5.76	260	\$ 0.0222	\$ 5.76	\$ -	0.00%	12.51%
Other Charges (kW)	0	\$ -	\$ -	0	\$ -	\$ -	\$ -	0.00%	0.00%
Cost of Power Commodity (kWh)	260	\$ 0.0580	\$ 15.06	260	\$ 0.0580	\$ 15.06	\$ -	0.00%	32.69%
Cost of Power Commodity (kW)	0	\$ 0.0670	\$ -	0	\$ 0.0670	\$ -	\$ -	0.00%	0.00%
Total Bill before Taxes			\$ 45.84			\$ 46.07	\$ 0.23	0.50%	100%
GST (2006 - 7%, 2007 - 6%)			\$ 2.90			\$ 2.78	-\$ 0.14	-4.79%	
Total Bill after Taxes			\$ 48.74			\$ 48.83	\$ 0.09	0.19%	

Residential

Consumption	500 kWh 0 kW	Loss Factor 1.0385
--------------------	-----------------	---------------------------

	2006 BILL			2007 BILL			IMPACT		
	Volume	RATE \$	CHARGE \$	Volume	RATE \$	CHARGE \$	\$	%	% of Total Bill
Monthly Service Charge			\$ 20.24			\$ 20.42	\$ 0.18	0.89%	66.56%
Distribution (kWh)	500	\$ 0.0211	\$ 10.55	500	\$ 0.0213	\$ 10.65	\$ 0.1000	0.95%	34.71%
Distribution (kW)	0	\$ -	\$ -	0	\$ -	\$ -	\$ -	0.00%	0.00%
Regulatory Assets (kWh)	500	-\$ 0.0020	-\$ 1.00	500	-\$ 0.0020	-\$ 1.00	\$ -	0.00%	-3.26%
Regulatory Assets (kW)	0	\$ -	\$ -	0	\$ -	\$ -	\$ -	0.00%	0.00%
Sub-Total			\$ 29.79			\$ 30.07	\$ 0.28	0.94%	41.93%
Other Charges (kWh)	519	\$ 0.0222	\$ 11.53	519	\$ 0.0222	\$ 11.53	\$ -	0.00%	16.07%
Other Charges (kW)	0	\$ -	\$ -	0	\$ -	\$ -	\$ -	0.00%	0.00%
Cost of Power Commodity (kWh)	519	\$ 0.0580	\$ 30.12	519	\$ 0.0580	\$ 30.12	\$ -	0.00%	42.00%
Cost of Power Commodity (kW)	0	\$ 0.0670	\$ -	0	\$ 0.0670	\$ -	\$ -	0.00%	0.00%
Total Bill before Taxes			\$ 71.43			\$ 71.71	\$ 0.28	0.39%	100%
GST (2006 - 7%, 2007 - 6%)			\$ 4.52			\$ 4.30	-\$ 0.22	-4.89%	
Total Bill after Taxes			\$ 75.96			\$ 76.02	\$ 0.06	0.08%	

Residential

Consumption	750 kWh 0 kW	Loss Factor 1.0385
--------------------	-----------------	---------------------------

	2006 BILL			2007 BILL			IMPACT		
	Volume	RATE \$	CHARGE \$	Volume	RATE \$	CHARGE \$	\$	%	% of Total Bill
Monthly Service Charge			\$ 20.24			\$ 20.42	\$ 0.18	0.89%	66.56%
Distribution (kWh)	750	\$ 0.0211	\$ 15.83	750	\$ 0.0213	\$ 15.98	\$ 0.1500	0.95%	52.07%
Distribution (kW)	0	\$ -	\$ -	0	\$ -	\$ -	\$ -	0.00%	0.00%
Regulatory Assets (kWh)	750	-\$ 0.0020	-\$ 1.50	750	-\$ 0.0020	-\$ 1.50	\$ -	0.00%	-4.89%
Regulatory Assets (kW)	0	\$ -	\$ -	0	\$ -	\$ -	\$ -	0.00%	0.00%
Sub-Total			\$ 34.57			\$ 34.90	\$ 0.33	0.95%	35.84%
Other Charges (kWh)	779	\$ 0.0222	\$ 17.29	779	\$ 0.0222	\$ 17.29	\$ -	0.00%	17.76%
Other Charges (kW)	0	\$ -	\$ -	0	\$ -	\$ -	\$ -	0.00%	0.00%
Cost of Power Commodity (kWh)	600	\$ 0.0580	\$ 34.80	779	\$ 0.0580	\$ 45.17	\$ 10.37	29.81%	46.40%
Cost of Power Commodity (kW)	179	\$ 0.0670	\$ 11.98	0	\$ 0.0670	\$ -	-\$ 11.98	-100.00%	0.00%
Total Bill before Taxes			\$ 98.64			\$ 97.36	-\$ 1.28	-1.30%	100%
GST (2006 - 7%, 2007 - 6%)			\$ 6.25			\$ 5.84	-\$ 0.41	-6.49%	
Total Bill after Taxes			\$ 104.89			\$ 103.20	-\$ 1.69	-1.61%	

Residential

Consumption	1,000 kWh 0 kW	Loss Factor 1.0385
--------------------	-------------------	---------------------------

	2006 BILL			2007 BILL			IMPACT		
	Volume	RATE \$	CHARGE \$	Volume	RATE \$	CHARGE \$	\$	%	% of Total Bill
Monthly Service Charge			\$ 20.24			\$ 20.42	\$ 0.18	0.89%	66.56%
Distribution (kWh)	1,000	\$ 0.0211	\$ 21.10	1,000	\$ 0.0213	\$ 21.30	\$ 0.2000	0.95%	69.43%
Distribution (kW)	0	\$ -	\$ -	0	\$ -	\$ -	\$ -	0.00%	0.00%
Regulatory Assets (kWh)	1,000	-\$ 0.0020	-\$ 2.00	1,000	-\$ 0.0020	-\$ 2.00	\$ -	0.00%	-6.52%
Regulatory Assets (kW)	0	\$ -	\$ -	0	\$ -	\$ -	\$ -	0.00%	0.00%
Sub-Total			\$ 39.34			\$ 39.72	\$ 0.38	0.97%	32.20%
Other Charges (kWh)	1039	\$ 0.0222	\$ 23.05	1039	\$ 0.0222	\$ 23.05	\$ -	0.00%	18.69%
Other Charges (kW)	0	\$ -	\$ -	0	\$ -	\$ -	\$ -	0.00%	0.00%
Cost of Power Commodity (kWh)	600	\$ 0.0580	\$ 34.80	1,000	\$ 0.0580	\$ 58.00	\$ 23.20	66.67%	47.02%

Cost of Power Commodity (kWh)	439	\$ 0.0670	\$ 29.38	39	\$ 0.0670	\$ 2.58	-\$ 26.80	-91.22%	2.09%
Total Bill before Taxes			\$ 126.57			\$ 123.35	-\$ 3.22	-2.54%	100%
GST (2006 - 7%, 2007 - 6%)			\$ 8.02			\$ 7.40	-\$ 0.62	-7.67%	
Total Bill after Taxes			\$ 134.59			\$ 130.76	-\$ 3.84	-2.85%	

Residential

Consumption	1,500 kWh 0 kW	Loss Factor 1.0385
--------------------	-------------------	---------------------------

	2006 BILL			2007 BILL			IMPACT		
	Volume	RATE \$	CHARGE \$	Volume	RATE \$	CHARGE \$	\$	%	% of Total Bill
Monthly Service Charge			\$ 20.24			\$ 20.42	\$ 0.18	0.89%	66.56%
Distribution (kWh)	1,500	\$ 0.0211	\$ 31.65	1,500	\$ 0.0213	\$ 31.95	\$ 0.3000	0.95%	104.14%
Distribution (kW)	0	\$ -	\$ -	0	\$ -	\$ -	\$ -	0.00%	0.00%
Regulatory Assets (kWh)	1,500	-\$ 0.0020	-\$ 3.00	1,500	-\$ 0.0020	-\$ 3.00	\$ -	0.00%	-9.78%
Regulatory Assets (kW)	0	\$ -	\$ -	0	\$ -	\$ -	\$ -	0.00%	0.00%
Sub-Total			\$ 48.89			\$ 49.37	\$ 0.48	0.98%	27.53%
Other Charges (kWh)	1558	\$ 0.0222	\$ 34.58	1558	\$ 0.0222	\$ 34.58	\$ -	0.00%	19.28%
Other Charges (kW)	0	\$ -	\$ -	0	\$ -	\$ -	\$ -	0.00%	0.00%
Cost of Power Commodity (kWh)	600	\$ 0.0580	\$ 34.80	1,000	\$ 0.0580	\$ 58.00	\$ 23.20	66.67%	32.34%
Cost of Power Commodity (kW)	958	\$ 0.0670	\$ 64.17	558	\$ 0.0670	\$ 37.37	-\$ 26.80	-41.76%	20.84%
Total Bill before Taxes			\$ 182.44			\$ 179.32	-\$ 3.12	-1.71%	100%
GST (2006 - 7%, 2007 - 6%)			\$ 11.55			\$ 10.76	-\$ 0.80	-6.88%	
Total Bill after Taxes			\$ 194.00			\$ 190.08	-\$ 3.92	-2.02%	

Residential

Consumption	2,000 kWh 0 kW	Loss Factor 1.0385
--------------------	-------------------	---------------------------

	2006 BILL			2007 BILL			IMPACT		
	Volume	RATE \$	CHARGE \$	Volume	RATE \$	CHARGE \$	\$	%	% of Total Bill
Monthly Service Charge			\$ 20.24			\$ 20.42	\$ 0.18	0.89%	66.56%
Distribution (kWh)	2,000	\$ 0.0211	\$ 42.20	2,000	\$ 0.0213	\$ 42.60	\$ 0.4000	0.95%	138.86%
Distribution (kW)	0	\$ -	\$ -	0	\$ -	\$ -	\$ -	0.00%	0.00%
Regulatory Assets (kWh)	2,000	-\$ 0.0020	-\$ 4.00	2,000	-\$ 0.0020	-\$ 4.00	\$ -	0.00%	-13.04%
Regulatory Assets (kW)	0	\$ -	\$ -	0	\$ -	\$ -	\$ -	0.00%	0.00%
Sub-Total			\$ 58.44			\$ 59.02	\$ 0.58	0.99%	25.08%
Other Charges (kWh)	2077	\$ 0.0222	\$ 46.11	2077	\$ 0.0222	\$ 46.11	\$ -	0.00%	19.60%
Other Charges (kW)	0	\$ -	\$ -	0	\$ -	\$ -	\$ -	0.00%	0.00%
Cost of Power Commodity (kWh)	600	\$ 0.0580	\$ 34.80	1,000	\$ 0.0580	\$ 58.00	\$ 23.20	66.67%	24.65%
Cost of Power Commodity (kW)	1,477	\$ 0.0670	\$ 98.96	1,077	\$ 0.0670	\$ 72.16	-\$ 26.80	-27.08%	30.67%
Total Bill before Taxes			\$ 238.31			\$ 235.29	-\$ 3.02	-1.27%	100%
GST (2006 - 7%, 2007 - 6%)			\$ 15.09			\$ 14.12	-\$ 0.98	-6.46%	
Total Bill after Taxes			\$ 253.40			\$ 249.41	-\$ 4.00	-1.58%	

General Service - Commercial

Consumption	1,000 kWh 0 kW	Loss Factor 1.0385
--------------------	-------------------	---------------------------

	2006 BILL			2007 BILL			IMPACT		
	Volume	RATE \$	CHARGE \$	Volume	RATE \$	CHARGE \$	\$	%	% of Total Bill
Monthly Service Charge			\$ 34.24			\$ 34.55	\$ 0.31	0.91%	112.62%
Distribution (kWh)	1,000	\$ 0.0215	\$ 21.50	1,000	\$ 0.0217	\$ 21.70	\$ 0.2000	0.93%	70.73%
Distribution (kW)	0	\$ -	\$ -	0	\$ -	\$ -	\$ -	0.00%	0.00%

Regulatory Assets (kWh)	1,000	-\$ 0.0020	-\$ 2.00	1,000	-\$ 0.0020	-\$ 2.00	\$ -	0.00%	-6.52%
Regulatory Assets (kW)	0	\$ -	\$ -	0	\$ -	\$ -	\$ -	0.00%	0.00%
Sub-Total			\$ 53.74			\$ 54.25	\$ 0.51	0.95%	38.97%
Other Charges (kWh)	1039	\$ 0.0213	\$ 22.12	1039	\$ 0.0213	\$ 22.12	\$ -	0.00%	15.89%
Other Charges (kW)	0	\$ -	\$ -	0	\$ -	\$ -	\$ -	0.00%	0.00%
Cost of Power Commodity (kWh)	750	\$ 0.0580	\$ 43.50	750	\$ 0.0580	\$ 43.50	\$ -	0.00%	31.25%
Cost of Power Commodity (kW)	289	\$ 0.0670	\$ 19.33	289	\$ 0.0670	\$ 19.33	\$ -	0.00%	13.89%
Total Bill before Taxes			\$ 138.69			\$ 139.20	\$ 0.51	0.37%	100%
GST (2006 - 7%, 2007 - 6%)			\$ 8.78			\$ 8.35	-\$ 0.43	-4.91%	
Total Bill after Taxes			\$ 147.47			\$ 147.55	\$ 0.08	0.05%	

General Service - Commercial

Consumption	2,000 kWh 0 kW	Loss Factor 1.0385
--------------------	-------------------	---------------------------

	2006 BILL			2007 BILL			IMPACT		
	Volume	RATE \$	CHARGE \$	Volume	RATE \$	CHARGE \$	\$	%	% of Total Bill
Monthly Service Charge			\$ 34.24			\$ 34.55	\$ 0.31	0.91%	112.62%
Distribution (kWh)	2,000	\$ 0.0215	\$ 43.00	2,000	\$ 0.0217	\$ 43.40	\$ 0.4000	0.93%	141.47%
Distribution (kW)	0	\$ -	\$ -	0	\$ -	\$ -	\$ -	0.00%	0.00%
Regulatory Assets (kWh)	2,000	-\$ 0.0020	-\$ 4.00	2,000	-\$ 0.0020	-\$ 4.00	\$ -	0.00%	-13.04%
Regulatory Assets (kW)	0	\$ -	\$ -	0	\$ -	\$ -	\$ -	0.00%	0.00%
Sub-Total			\$ 73.24			\$ 73.95	\$ 0.71	0.97%	29.51%
Other Charges (kWh)	2077	\$ 0.0213	\$ 44.24	2077	\$ 0.0213	\$ 44.24	\$ -	0.00%	17.65%
Other Charges (kW)	0	\$ -	\$ -	0	\$ -	\$ -	\$ -	0.00%	0.00%
Cost of Power Commodity (kWh)	750	\$ 0.0580	\$ 43.50	750	\$ 0.0580	\$ 43.50	\$ -	0.00%	17.36%
Cost of Power Commodity (kW)	1,327	\$ 0.0670	\$ 88.91	1,327	\$ 0.0670	\$ 88.91	\$ -	0.00%	35.48%
Total Bill before Taxes			\$ 249.89			\$ 250.60	\$ 0.71	0.28%	100%
GST (2006 - 7%, 2007 - 6%)			\$ 15.83			\$ 15.04	-\$ 0.79	-4.99%	
Total Bill after Taxes			\$ 265.72			\$ 265.64	-\$ 0.08	-0.03%	

General Service - Commercial

Consumption	5,000 kWh 0 kW	Loss Factor 1.0385
--------------------	-------------------	---------------------------

	2006 BILL			2007 BILL			IMPACT		
	Volume	RATE \$	CHARGE \$	Volume	RATE \$	CHARGE \$	\$	%	% of Total Bill
Monthly Service Charge			\$ 34.24			\$ 34.55	\$ 0.31	0.91%	112.62%
Distribution (kWh)	5,000	\$ 0.0215	\$ 107.50	5,000	\$ 0.0217	\$ 108.50	\$ 1.0000	0.93%	353.66%
Distribution (kW)	0	\$ -	\$ -	0	\$ -	\$ -	\$ -	0.00%	0.00%
Regulatory Assets (kWh)	5,000	-\$ 0.0020	-\$ 10.00	5,000	-\$ 0.0020	-\$ 10.00	\$ -	0.00%	-32.60%
Regulatory Assets (kW)	0	\$ -	\$ -	0	\$ -	\$ -	\$ -	0.00%	0.00%
Sub-Total			\$ 131.74			\$ 133.05	\$ 1.31	0.99%	22.75%
Other Charges (kWh)	5193	\$ 0.0213	\$ 110.60	5193	\$ 0.0213	\$ 110.60	\$ -	0.00%	18.91%
Other Charges (kW)	0	\$ -	\$ -	0	\$ -	\$ -	\$ -	0.00%	0.00%
Cost of Power Commodity (kWh)	750	\$ 0.0580	\$ 43.50	750	\$ 0.0580	\$ 43.50	\$ -	0.00%	7.44%
Cost of Power Commodity (kW)	4,443	\$ 0.0670	\$ 297.65	4,443	\$ 0.0670	\$ 297.65	\$ -	0.00%	50.90%
Total Bill before Taxes			\$ 583.49			\$ 584.80	\$ 1.31	0.22%	100%
GST (2006 - 7%, 2007 - 6%)			\$ 36.95			\$ 35.09	-\$ 1.87	-5.05%	
Total Bill after Taxes			\$ 620.44			\$ 619.89	-\$ 0.56	-0.09%	

General Service - Commercial

Consumption	10,000 kWh 0 kW	Loss Factor 1.0385
--------------------	--------------------	---------------------------

	2006 BILL			2007 BILL			IMPACT		
	Volume	RATE \$	CHARGE \$	Volume	RATE \$	CHARGE \$	\$	%	% of Total Bill
Monthly Service Charge			\$ 34.24			\$ 34.55	\$ 0.31	0.91%	112.62%
Distribution (kWh)	10,000	\$ 0.0215	\$ 215.00	10,000	\$ 0.0217	\$ 217.00	\$ 2.0000	0.93%	707.33%
Distribution (kW)	0	\$ -	\$ -	0	\$ -	\$ -	\$ -	0.00%	0.00%
Regulatory Assets (kWh)	10,000	-\$ 0.0020	-\$ 20.00	10,000	-\$ 0.0020	-\$ 20.00	\$ -	0.00%	-65.19%
Regulatory Assets (kW)	0	\$ -	\$ -	0	\$ -	\$ -	\$ -	0.00%	0.00%
Sub-Total			\$ 229.24			\$ 231.55	\$ 2.31	1.01%	20.28%
Other Charges (kWh)	10385	\$ 0.0213	\$ 221.20	10385	\$ 0.0213	\$ 221.20	\$ -	0.00%	19.37%
Other Charges (kW)	0	\$ -	\$ -	0	\$ -	\$ -	\$ -	0.00%	0.00%
Cost of Power Commodity (kWh)	750	\$ 0.0580	\$ 43.50	750	\$ 0.0580	\$ 43.50	\$ -	0.00%	3.81%
Cost of Power Commodity (kW)	9,635	\$ 0.0670	\$ 645.55	9,635	\$ 0.0670	\$ 645.55	\$ -	0.00%	56.54%
Total Bill before Taxes			\$ 1,139.49			\$ 1,141.80	\$ 2.31	0.20%	100%
GST (2006 - 7%, 2007 - 6%)			\$ 72.17			\$ 68.51	-\$ 3.66	-5.07%	
Total Bill after Taxes			\$ 1,211.65			\$ 1,210.30	-\$ 1.35	-0.11%	

General Service - Commercial

Consumption	15,000 kWh 0 kW	Loss Factor 1.0385
--------------------	--------------------	---------------------------

	2006 BILL			2007 BILL			IMPACT		
	Volume	RATE \$	CHARGE \$	Volume	RATE \$	CHARGE \$	\$	%	% of Total Bill
Monthly Service Charge			\$ 34.24			\$ 34.55	\$ 0.31	0.91%	112.62%
Distribution (kWh)	15,000	\$ 0.0215	\$ 322.50	15,000	\$ 0.0217	\$ 325.50	\$ 3.0000	0.93%	1060.99%
Distribution (kW)	0	\$ -	\$ -	0	\$ -	\$ -	\$ -	0.00%	0.00%
Regulatory Assets (kWh)	15,000	-\$ 0.0020	-\$ 30.00	15,000	-\$ 0.0020	-\$ 30.00	\$ -	0.00%	-97.79%
Regulatory Assets (kW)	0	\$ -	\$ -	0	\$ -	\$ -	\$ -	0.00%	0.00%
Sub-Total			\$ 326.74			\$ 330.05	\$ 3.31	1.01%	19.43%
Other Charges (kWh)	15578	\$ 0.0213	\$ 331.80	15578	\$ 0.0213	\$ 331.80	\$ -	0.00%	19.53%
Other Charges (kW)	0	\$ -	\$ -	0	\$ -	\$ -	\$ -	0.00%	0.00%
Cost of Power Commodity (kWh)	750	\$ 0.0580	\$ 43.50	750	\$ 0.0580	\$ 43.50	\$ -	0.00%	2.56%
Cost of Power Commodity (kW)	14,828	\$ 0.0670	\$ 993.44	14,828	\$ 0.0670	\$ 993.44	\$ -	0.00%	58.48%
Total Bill before Taxes			\$ 1,695.48			\$ 1,698.79	\$ 3.31	0.20%	100%
GST (2006 - 7%, 2007 - 6%)			\$ 107.38			\$ 101.93	-\$ 5.45	-5.08%	
Total Bill after Taxes			\$ 1,802.86			\$ 1,800.72	-\$ 2.14	-0.12%	

General Service - Institutional

Consumption	15,000 kWh 60 kW	Loss Factor 1.0385
--------------------	---------------------	---------------------------

	2006 BILL			2007 BILL			IMPACT		
	Volume	RATE \$	CHARGE \$	Volume	RATE \$	CHARGE \$	\$	%	% of Total Bill
Monthly Service Charge			\$ -			\$ -	\$ -	0.00%	0.00%
Distribution (kWh)	15,000	\$ -	\$ -	15,000	\$ -	\$ -	\$ -	0.00%	0.00%
Distribution (kW)	60	\$ 0.2125	\$ 12.75	60	\$ 0.2145	\$ 12.87	\$ 0.12	0.94%	41.95%
Regulatory Assets (kWh)	15,000	\$ -	\$ -	15,000	\$ -	\$ -	\$ -	0.00%	0.00%
Regulatory Assets (kW)	60	-\$ 0.0020	-\$ 0.12	60	-\$ 0.0020	-\$ 0.12	\$ -	0.00%	-0.39%
Sub-Total			\$ 12.63			\$ 12.75	\$ 0.12	0.95%	1.02%
Other Charges (kWh)	15578	\$ 0.0132	\$ 205.62	15578	\$ 0.0132	\$ 205.62	\$ -	0.00%	16.37%
Other Charges (kW)	62	\$ 0.0081	\$ 0.50	62	\$ 0.0081	\$ 0.50	\$ -	0.00%	0.04%
Cost of Power Commodity (kWh)	750	\$ 0.0580	\$ 43.50	750	\$ 0.0580	\$ 43.50	\$ -	0.00%	3.46%
Cost of Power Commodity (kW)	14,828	\$ 0.0670	\$ 993.44	14,828	\$ 0.0670	\$ 993.44	\$ -	0.00%	79.11%
Total Bill before Taxes			\$ 1,255.70			\$ 1,255.82	\$ 0.12	0.01%	100%
GST (2006 - 7%, 2007 - 6%)			\$ 79.53			\$ 75.35	-\$ 4.18	-5.25%	

Total Bill after Taxes	\$ 1,335.23	\$ 1,331.17	-\$ 4.06	-0.30%
-------------------------------	-------------	-------------	----------	--------

General Service - Institutional

Consumption	40,000 kWh 100 kW	Loss Factor 1.0385
--------------------	----------------------	---------------------------

	2006 BILL			2007 BILL			IMPACT		
	Volume	RATE \$	CHARGE \$	Volume	RATE \$	CHARGE \$	\$	%	% of Total Bill
Monthly Service Charge			\$ -			\$ -	\$ -	0.00%	0.00%
Distribution (kWh)	40,000	\$ -	\$ -	40,000	\$ -	\$ -	\$ -	0.00%	0.00%
Distribution (kW)	100	\$ 0.2125	\$ 21.25	100	\$ 0.2145	\$ 21.45	\$ 0.20	0.94%	69.92%
Regulatory Assets (kWh)	40,000	\$ -	\$ -	40,000	\$ -	\$ -	\$ -	0.00%	0.00%
Regulatory Assets (kW)	100	-\$ 0.0020	-\$ 0.20	100	-\$ 0.0020	-\$ 0.20	\$ -	0.00%	-0.65%
Sub-Total			\$ 21.05			\$ 21.25	\$ 0.20	0.95%	0.63%
Other Charges (kWh)	41540	\$ 0.0132	\$ 548.33	41540	\$ 0.0132	\$ 548.33	\$ -	0.00%	16.38%
Other Charges (kW)	104	\$ 0.0081	\$ 0.84	104	\$ 0.0081	\$ 0.84	\$ -	0.00%	0.03%
Cost of Power Commodity (kWh)	750	\$ 0.0580	\$ 43.50	750	\$ 0.0580	\$ 43.50	\$ -	0.00%	1.30%
Cost of Power Commodity (kW)	40,790	\$ 0.0670	\$ 2,732.93	40,790	\$ 0.0670	\$ 2,732.93	\$ -	0.00%	81.66%
Total Bill before Taxes			\$ 3,346.65			\$ 3,346.85	\$ 0.20	0.01%	100%
GST (2006 - 7%, 2007 - 6%)			\$ 211.95			\$ 200.81	-\$ 11.14	-5.26%	
Total Bill after Taxes			\$ 3,558.60			\$ 3,547.66	-\$ 10.94	-0.31%	

General Service - Institutional

Consumption	100,000 kWh 500 kW	Loss Factor 1.0385
--------------------	-----------------------	---------------------------

	2006 BILL			2007 BILL			IMPACT		
	Volume	RATE \$	CHARGE \$	Volume	RATE \$	CHARGE \$	\$	%	% of Total Bill
Monthly Service Charge			\$ -			\$ -	\$ -	0.00%	0.00%
Distribution (kWh)	100,000	\$ -	\$ -	100,000	\$ -	\$ -	\$ -	0.00%	0.00%
Distribution (kW)	500	\$ 0.2125	\$ 106.25	500	\$ 0.2145	\$ 107.25	\$ 1.00	0.94%	349.59%
Regulatory Assets (kWh)	100,000	\$ -	\$ -	100,000	\$ -	\$ -	\$ -	0.00%	0.00%
Regulatory Assets (kW)	500	-\$ 0.0020	-\$ 1.00	500	-\$ 0.0020	-\$ 1.00	\$ -	0.00%	-3.26%
Sub-Total			\$ 105.25			\$ 106.25	\$ 1.00	0.95%	1.26%
Other Charges (kWh)	103850	\$ 0.0132	\$ 1,370.82	103850	\$ 0.0132	\$ 1,370.82	\$ -	0.00%	16.26%
Other Charges (kW)	519	\$ 0.0081	\$ 4.21	519	\$ 0.0081	\$ 4.21	\$ -	0.00%	0.05%
Cost of Power Commodity (kWh)	750	\$ 0.0580	\$ 43.50	750	\$ 0.0580	\$ 43.50	\$ -	0.00%	0.52%
Cost of Power Commodity (kW)	103,100	\$ 0.0670	\$ 6,907.70	103,100	\$ 0.0670	\$ 6,907.70	\$ -	0.00%	81.92%
Total Bill before Taxes			\$ 8,431.48			\$ 8,432.48	\$ 1.00	0.01%	100%
GST (2006 - 7%, 2007 - 6%)			\$ 533.99			\$ 505.95	-\$ 28.04	-5.25%	
Total Bill after Taxes			\$ 8,965.47			\$ 8,938.42	-\$ 27.04	-0.30%	

General Service - Institutional

Consumption	400,000 kWh 1000 kW	Loss Factor 1.0385
--------------------	------------------------	---------------------------

	2006 BILL			2007 BILL			IMPACT		
	Volume	RATE \$	CHARGE \$	Volume	RATE \$	CHARGE \$	\$	%	% of Total Bill
Monthly Service Charge			\$ -			\$ -	\$ -	0.00%	0.00%
Distribution (kWh)	400,000	\$ -	\$ -	400,000	\$ -	\$ -	\$ -	0.00%	0.00%
Distribution (kW)	1,000	\$ 0.2125	\$ 212.50	1,000	\$ 0.2145	\$ 214.50	\$ 2.00	0.94%	699.18%
Regulatory Assets (kWh)	400,000	\$ -	\$ -	400,000	\$ -	\$ -	\$ -	0.00%	0.00%
Regulatory Assets (kW)	1,000	-\$ 0.0020	-\$ 2.00	1,000	-\$ 0.0020	-\$ 2.00	\$ -	0.00%	-6.52%
Sub-Total			\$ 210.50			\$ 212.50	\$ 2.00	0.95%	0.63%
Other Charges (kWh)	415400	\$ 0.0132	\$ 5,483.28	415400	\$ 0.0132	\$ 5,483.28	\$ -	0.00%	16.35%

Other Charges (kW)	1,039	\$ 0.0081	\$ 8.41	1,039	\$ 0.0081	\$ 8.41	\$ -	0.00%	0.03%
Cost of Power Commodity (kWh)	750	\$ 0.0580	\$ 43.50	750	\$ 0.0580	\$ 43.50	\$ -	0.00%	0.13%
Cost of Power Commodity (kWh)	414,650	\$ 0.0670	\$ 27,781.55	414,650	\$ 0.0670	\$ 27,781.55	\$ -	0.00%	82.86%
Total Bill before Taxes			\$ 33,527.24			\$ 33,529.24	\$ 2.00	0.01%	100%
GST (2006 - 7%, 2007 - 6%)			\$ 2,123.39			\$ 2,011.75	-\$ 111.64	-5.26%	
Total Bill after Taxes			\$ 35,650.63			\$ 35,541.00	-\$ 109.64	-0.31%	

General Service - Institutional

Consumption	1,000,000 kWh 3000 kW	Loss Factor 1.0385
--------------------	--------------------------	---------------------------

	2006 BILL			2007 BILL			IMPACT		
	Volume	RATE \$	CHARGE \$	Volume	RATE \$	CHARGE \$	\$	%	% of Total Bill
Monthly Service Charge			\$ -			\$ -	\$ -	0.00%	0.00%
Distribution (kWh)	1,000,000	\$ -	\$ -	1,000,000	\$ -	\$ -	\$ -	0.00%	0.00%
Distribution (kW)	3,000	\$ 0.2125	\$ 637.50	3,000	\$ 0.2145	\$ 643.50	\$ 6.00	0.94%	2097.54%
Regulatory Assets (kWh)	1,000,000	\$ -	\$ -	1,000,000	\$ -	\$ -	\$ -	0.00%	0.00%
Regulatory Assets (kW)	3,000	-\$ 0.0020	-\$ 6.00	3,000	-\$ 0.0020	-\$ 6.00	\$ -	0.00%	-19.56%
Sub-Total			\$ 631.50			\$ 637.50	\$ 6.00	0.95%	0.76%
Other Charges (kWh)	1038500	\$ 0.0132	\$ 13,708.20	1038500	\$ 0.0132	\$ 13,708.20	\$ -	0.00%	16.33%
Other Charges (kW)	3,116	\$ 0.0081	\$ 25.24	3,116	\$ 0.0081	\$ 25.24	\$ -	0.00%	0.03%
Cost of Power Commodity (kWh)	750	\$ 0.0580	\$ 43.50	750	\$ 0.0580	\$ 43.50	\$ -	0.00%	0.05%
Cost of Power Commodity (kWh)	1,037,750	\$ 0.0670	\$ 69,529.25	1,037,750	\$ 0.0670	\$ 69,529.25	\$ -	0.00%	82.83%
Total Bill before Taxes			\$ 83,937.69			\$ 83,943.69	\$ 6.00	0.01%	100%
GST (2006 - 7%, 2007 - 6%)			\$ 5,316.05			\$ 5,036.62	-\$ 279.43	-5.26%	
Total Bill after Taxes			\$ 89,253.74			\$ 88,980.31	-\$ 273.43	-0.31%	

General Service - Institutional

Consumption	1,500,000 kWh 4000 kW	Loss Factor 1.0385
--------------------	--------------------------	---------------------------

	2006 BILL			2007 BILL			IMPACT		
	Volume	RATE \$	CHARGE \$	Volume	RATE \$	CHARGE \$	\$	%	% of Total Bill
Monthly Service Charge			\$ -			\$ -	\$ -	0.00%	0.00%
Distribution (kWh)	1,500,000	\$ -	\$ -	1,500,000	\$ -	\$ -	\$ -	0.00%	0.00%
Distribution (kW)	4,000	\$ 0.2125	\$ 850.00	4,000	\$ 0.2145	\$ 858.00	\$ 8.00	0.94%	2796.72%
Regulatory Assets (kWh)	1,500,000	\$ -	\$ -	1,500,000	\$ -	\$ -	\$ -	0.00%	0.00%
Regulatory Assets (kW)	4,000	-\$ 0.0020	-\$ 8.00	4,000	-\$ 0.0020	-\$ 8.00	\$ -	0.00%	-26.08%
Sub-Total			\$ 842.00			\$ 850.00	\$ 8.00	0.95%	0.68%
Other Charges (kWh)	1557750	\$ 0.0132	\$ 20,562.30	1557750	\$ 0.0132	\$ 20,562.30	\$ -	0.00%	16.34%
Other Charges (kW)	4,154	\$ 0.0081	\$ 33.65	4,154	\$ 0.0081	\$ 33.65	\$ -	0.00%	0.03%
Cost of Power Commodity (kWh)	750	\$ 0.0580	\$ 43.50	750	\$ 0.0580	\$ 43.50	\$ -	0.00%	0.03%
Cost of Power Commodity (kWh)	1,557,000	\$ 0.0670	\$ 104,319.00	1,557,000	\$ 0.0670	\$ 104,319.00	\$ -	0.00%	82.92%
Total Bill before Taxes			\$ 125,800.45			\$ 125,808.45	\$ 8.00	0.01%	100%
GST (2006 - 7%, 2007 - 6%)			\$ 7,967.36			\$ 7,548.51	-\$ 418.85	-5.26%	
Total Bill after Taxes			\$ 133,767.81			\$ 133,356.95	-\$ 410.85	-0.31%	



2007 INCENTIVE RATE MECHANISM ADJUSTMENT MODEL

Fort Albany Power Corporation

EB-2007-0528, EB-2005-0375

January 0, 1900

Sheet 13 - Bill Impact - Nov 1 to April 30

Regulated Price Plan Residential	2006 Threshold	2006 \$ / kWh	2007 Threshold	2007 \$ / kWh
less than or equal to	800	\$ 0.058	800	\$ 0.058
greater than	> 800	\$ 0.067	> 800	\$ 0.067

Regulated Price Plan Non-Residential	2006 Threshold	2006 \$ / kWh	2007 Threshold	2007 \$ / kWh
less than or equal to	750	\$ 0.058	750	\$ 0.058
greater than	> 750	\$ 0.067	> 750	\$ 0.067

Residential

Consumption	100 kWh 0 kW	Loss Factor 1.0385
--------------------	-----------------	---------------------------

	2006 BILL			2007 BILL			IMPACT		
	Volume	RATE \$	CHARGE \$	Volume	RATE \$	CHARGE \$	\$	%	% of Total Bill
Monthly Service Charge			\$ 20.24			\$ 20.42	\$ 0.18	0.89%	66.56%
Distribution (kWh)	100	\$ 0.0211	\$ 2.11	100	\$ 0.0213	\$ 2.13	\$ 0.0200	0.95%	6.94%
Distribution (kW)	0	\$ -	\$ -	0	\$ -	\$ -	\$ -	0.00%	0.00%
Regulatory Assets (kWh)	100	-\$ 0.0020	-\$ 0.20	100	-\$ 0.0020	-\$ 0.20	\$ -	0.00%	-0.65%
Regulatory Assets (kW)	0	\$ -	\$ -	0	\$ -	\$ -	\$ -	0.00%	0.00%
Sub-Total			\$ 22.15			\$ 22.35	\$ 0.20	0.90%	72.85%
Other Charges (kWh)	104	\$ 0.0222	\$ 2.31	104	\$ 0.0222	\$ 2.31	\$ -	0.00%	7.51%
Other Charges (kW)	0	\$ -	\$ -	0	\$ -	\$ -	\$ -	0.00%	0.00%
Cost of Power Commodity (kWh)	104	\$ 0.0580	\$ 6.02	104	\$ 0.0580	\$ 6.02	\$ -	0.00%	19.63%
Cost of Power Commodity (kW)	0	\$ 0.0670	\$ -	0	\$ 0.0670	\$ -	\$ -	0.00%	0.00%
Total Bill before Taxes			\$ 30.48			\$ 30.68	\$ 0.20	0.66%	100%
GST (2006 - 7%, 2007 - 6%)			\$ 1.93			\$ 1.84	-\$ 0.09	-4.64%	
Total Bill after Taxes			\$ 32.41			\$ 32.52	\$ 0.11	0.34%	

Residential

Consumption	250 kWh 0 kW	Loss Factor 1.0385
--------------------	-----------------	---------------------------

	2006 BILL			2007 BILL			IMPACT		
	Volume	RATE \$	CHARGE \$	Volume	RATE \$	CHARGE \$	\$	%	% of Total Bill
Monthly Service Charge			\$ 20.24			\$ 20.42	\$ 0.18	0.89%	66.56%
Distribution (kWh)	250	\$ 0.0211	\$ 5.28	250	\$ 0.0213	\$ 5.33	\$ 0.0500	0.95%	17.36%
Distribution (kW)	0	\$ -	\$ -	0	\$ -	\$ -	\$ -	0.00%	0.00%
Regulatory Assets (kWh)	250	-\$ 0.0020	-\$ 0.50	250	-\$ 0.0020	-\$ 0.50	\$ -	0.00%	-1.63%
Regulatory Assets (kW)	0	\$ -	\$ -	0	\$ -	\$ -	\$ -	0.00%	0.00%
Sub-Total			\$ 25.02			\$ 25.25	\$ 0.23	0.92%	54.80%
Other Charges (kWh)	260	\$ 0.0222	\$ 5.76	260	\$ 0.0222	\$ 5.76	\$ -	0.00%	12.51%
Other Charges (kW)	0	\$ -	\$ -	0	\$ -	\$ -	\$ -	0.00%	0.00%
Cost of Power Commodity (kWh)	260	\$ 0.0580	\$ 15.06	260	\$ 0.0580	\$ 15.06	\$ -	0.00%	32.89%
Cost of Power Commodity (kW)	0	\$ 0.0670	\$ -	0	\$ 0.0670	\$ -	\$ -	0.00%	0.00%
Total Bill before Taxes			\$ 45.84			\$ 46.07	\$ 0.23	0.50%	100%
GST (2006 - 7%, 2007 - 6%)			\$ 2.90			\$ 2.76	-\$ 0.14	-4.79%	
Total Bill after Taxes			\$ 48.74			\$ 48.83	\$ 0.09	0.19%	

Residential

Consumption	500 kWh 0 kW	Loss Factor 1.0385
--------------------	-----------------	---------------------------

	2006 BILL			2007 BILL			IMPACT		
	Volume	RATE \$	CHARGE \$	Volume	RATE \$	CHARGE \$	\$	%	% of Total Bill
Monthly Service Charge			\$ 20.24			\$ 20.42	\$ 0.18	0.89%	66.56%
Distribution (kWh)	500	\$ 0.0211	\$ 10.55	500	\$ 0.0213	\$ 10.65	\$ 0.1000	0.95%	34.71%
Distribution (kW)	0	\$ -	\$ -	0	\$ -	\$ -	\$ -	0.00%	0.00%
Regulatory Assets (kWh)	500	-\$ 0.0020	-\$ 1.00	500	-\$ 0.0020	-\$ 1.00	\$ -	0.00%	-3.26%
Regulatory Assets (kW)	0	\$ -	\$ -	0	\$ -	\$ -	\$ -	0.00%	0.00%
Sub-Total			\$ 29.79			\$ 30.07	\$ 0.28	0.94%	41.93%
Other Charges (kWh)	519	\$ 0.0222	\$ 11.53	519	\$ 0.0222	\$ 11.53	\$ -	0.00%	16.07%
Other Charges (kW)	0	\$ -	\$ -	0	\$ -	\$ -	\$ -	0.00%	0.00%
Cost of Power Commodity (kWh)	519	\$ 0.0580	\$ 30.12	519	\$ 0.0580	\$ 30.12	\$ -	0.00%	42.00%
Cost of Power Commodity (kW)	0	\$ 0.0670	\$ -	0	\$ 0.0670	\$ -	\$ -	0.00%	0.00%
Total Bill before Taxes			\$ 71.43			\$ 71.71	\$ 0.28	0.39%	100%
GST (2006 - 7%, 2007 - 6%)			\$ 4.52			\$ 4.30	-\$ 0.22	-4.89%	
Total Bill after Taxes			\$ 75.96			\$ 76.02	\$ 0.06	0.08%	

Residential

Consumption	750 kWh 0 kW	Loss Factor 1.0385
--------------------	-----------------	---------------------------

	2006 BILL			2007 BILL			IMPACT		
	Volume	RATE \$	CHARGE \$	Volume	RATE \$	CHARGE \$	\$	%	% of Total Bill
Monthly Service Charge			\$ 20.24			\$ 20.42	\$ 0.18	0.89%	66.56%
Distribution (kWh)	750	\$ 0.0211	\$ 15.83	750	\$ 0.0213	\$ 15.98	\$ 0.1500	0.95%	52.07%
Distribution (kW)	0	\$ -	\$ -	0	\$ -	\$ -	\$ -	0.00%	0.00%
Regulatory Assets (kWh)	750	-\$ 0.0020	-\$ 1.50	750	-\$ 0.0020	-\$ 1.50	\$ -	0.00%	-4.89%
Regulatory Assets (kW)	0	\$ -	\$ -	0	\$ -	\$ -	\$ -	0.00%	0.00%
Sub-Total			\$ 34.57			\$ 34.90	\$ 0.33	0.95%	35.84%
Other Charges (kWh)	779	\$ 0.0222	\$ 17.29	779	\$ 0.0222	\$ 17.29	\$ -	0.00%	17.76%
Other Charges (kW)	0	\$ -	\$ -	0	\$ -	\$ -	\$ -	0.00%	0.00%
Cost of Power Commodity (kWh)	779	\$ 0.0580	\$ 45.17	779	\$ 0.0580	\$ 45.17	\$ -	0.00%	46.40%
Cost of Power Commodity (kW)	0	\$ 0.0670	\$ -	0	\$ 0.0670	\$ -	\$ -	0.00%	0.00%
Total Bill before Taxes			\$ 97.03			\$ 97.36	\$ 0.33	0.34%	100%
GST (2006 - 7%, 2007 - 6%)			\$ 6.15			\$ 5.84	-\$ 0.30	-4.94%	
Total Bill after Taxes			\$ 103.18			\$ 103.20	\$ 0.03	0.03%	

Residential

Consumption	1,000 kWh 0 kW	Loss Factor 1.0385
--------------------	-------------------	---------------------------

	2006 BILL			2007 BILL			IMPACT		
	Volume	RATE \$	CHARGE \$	Volume	RATE \$	CHARGE \$	\$	%	% of Total Bill
Monthly Service Charge			\$ 20.24			\$ 20.42	\$ 0.18	0.89%	66.56%
Distribution (kWh)	1,000	\$ 0.0211	\$ 21.10	1,000	\$ 0.0213	\$ 21.30	\$ 0.2000	0.95%	69.43%
Distribution (kW)	0	\$ -	\$ -	0	\$ -	\$ -	\$ -	0.00%	0.00%
Regulatory Assets (kWh)	1,000	-\$ 0.0020	-\$ 2.00	1,000	-\$ 0.0020	-\$ 2.00	\$ -	0.00%	-6.52%
Regulatory Assets (kW)	0	\$ -	\$ -	0	\$ -	\$ -	\$ -	0.00%	0.00%
Sub-Total			\$ 39.34			\$ 39.72	\$ 0.38	0.97%	31.74%
Other Charges (kWh)	1039	\$ 0.0222	\$ 23.05	1039	\$ 0.0222	\$ 23.05	\$ -	0.00%	18.42%
Other Charges (kW)	0	\$ -	\$ -	0	\$ -	\$ -	\$ -	0.00%	0.00%
Cost of Power Commodity (kWh)	800	\$ 0.0580	\$ 46.40	800	\$ 0.0580	\$ 46.40	\$ -	0.00%	37.07%

Cost of Power Commodity (kWh)	239	\$ 0.0670	\$ 15.98	239	\$ 0.0670	\$ 15.98	\$ -	0.00%	12.77%
Total Bill before Taxes			\$ 124.77			\$ 125.15	\$ 0.38	0.30%	100%
GST (2006 - 7%, 2007 - 6%)			\$ 7.90			\$ 7.51	-\$ 0.39	-4.97%	
Total Bill after Taxes			\$ 132.68			\$ 132.66	-\$ 0.01	-0.01%	

Residential

Consumption	1,500 kWh 0 kW	Loss Factor 1.0385
--------------------	-------------------	---------------------------

	2006 BILL			2007 BILL			IMPACT		
	Volume	RATE \$	CHARGE \$	Volume	RATE \$	CHARGE \$	\$	%	% of Total Bill
Monthly Service Charge			\$ 20.24			\$ 20.42	\$ 0.18	0.89%	66.56%
Distribution (kWh)	1,500	\$ 0.0211	\$ 31.65	1,500	\$ 0.0213	\$ 31.95	\$ 0.3000	0.95%	104.14%
Distribution (kW)	0	\$ -	\$ -	0	\$ -	\$ -	\$ -	0.00%	0.00%
Regulatory Assets (kWh)	1,500	-\$ 0.0020	-\$ 3.00	1,500	-\$ 0.0020	-\$ 3.00	\$ -	0.00%	-9.78%
Regulatory Assets (kW)	0	\$ -	\$ -	0	\$ -	\$ -	\$ -	0.00%	0.00%
Sub-Total			\$ 48.89			\$ 49.37	\$ 0.48	0.98%	27.26%
Other Charges (kWh)	1558	\$ 0.0222	\$ 34.58	1558	\$ 0.0222	\$ 34.58	\$ -	0.00%	19.09%
Other Charges (kW)	0	\$ -	\$ -	0	\$ -	\$ -	\$ -	0.00%	0.00%
Cost of Power Commodity (kWh)	800	\$ 0.0580	\$ 46.40	800	\$ 0.0580	\$ 46.40	\$ -	0.00%	25.62%
Cost of Power Commodity (kW)	758	\$ 0.0670	\$ 50.77	758	\$ 0.0670	\$ 50.77	\$ -	0.00%	28.03%
Total Bill before Taxes			\$ 180.64			\$ 181.12	\$ 0.48	0.27%	100%
GST (2006 - 7%, 2007 - 6%)			\$ 11.44			\$ 10.87	-\$ 0.57	-5.01%	
Total Bill after Taxes			\$ 192.08			\$ 191.99	-\$ 0.09	-0.05%	

Residential

Consumption	2,000 kWh 0 kW	Loss Factor 1.0385
--------------------	-------------------	---------------------------

	2006 BILL			2007 BILL			IMPACT		
	Volume	RATE \$	CHARGE \$	Volume	RATE \$	CHARGE \$	\$	%	% of Total Bill
Monthly Service Charge			\$ 20.24			\$ 20.42	\$ 0.18	0.89%	66.56%
Distribution (kWh)	2,000	\$ 0.0211	\$ 42.20	2,000	\$ 0.0213	\$ 42.60	\$ 0.4000	0.95%	138.86%
Distribution (kW)	0	\$ -	\$ -	0	\$ -	\$ -	\$ -	0.00%	0.00%
Regulatory Assets (kWh)	2,000	-\$ 0.0020	-\$ 4.00	2,000	-\$ 0.0020	-\$ 4.00	\$ -	0.00%	-13.04%
Regulatory Assets (kW)	0	\$ -	\$ -	0	\$ -	\$ -	\$ -	0.00%	0.00%
Sub-Total			\$ 58.44			\$ 59.02	\$ 0.58	0.99%	24.89%
Other Charges (kWh)	2077	\$ 0.0222	\$ 46.11	2077	\$ 0.0222	\$ 46.11	\$ -	0.00%	19.45%
Other Charges (kW)	0	\$ -	\$ -	0	\$ -	\$ -	\$ -	0.00%	0.00%
Cost of Power Commodity (kWh)	800	\$ 0.0580	\$ 46.40	800	\$ 0.0580	\$ 46.40	\$ -	0.00%	19.57%
Cost of Power Commodity (kW)	1,277	\$ 0.0670	\$ 85.56	1,277	\$ 0.0670	\$ 85.56	\$ -	0.00%	36.09%
Total Bill before Taxes			\$ 236.51			\$ 237.09	\$ 0.58	0.25%	100%
GST (2006 - 7%, 2007 - 6%)			\$ 14.98			\$ 14.23	-\$ 0.75	-5.03%	
Total Bill after Taxes			\$ 251.49			\$ 251.31	-\$ 0.17	-0.07%	

General Service - Commercial

Consumption	1,000 kWh 0 kW	Loss Factor 1.0385
--------------------	-------------------	---------------------------

	2006 BILL			2007 BILL			IMPACT		
	Volume	RATE \$	CHARGE \$	Volume	RATE \$	CHARGE \$	\$	%	% of Total Bill
Monthly Service Charge			\$ 34.24			\$ 34.55	\$ 0.31	0.91%	112.62%
Distribution (kWh)	1,000	\$ 0.0215	\$ 21.50	1,000	\$ 0.0217	\$ 21.70	\$ 0.2000	0.93%	70.73%
Distribution (kW)	0	\$ -	\$ -	0	\$ -	\$ -	\$ -	0.00%	0.00%

Regulatory Assets (kWh)	1,000	-\$ 0.0020	-\$ 2.00	1,000	-\$ 0.0020	-\$ 2.00	\$ -	0.00%	-6.52%
Regulatory Assets (kW)	0	\$ -	\$ -	0	\$ -	\$ -	\$ -	0.00%	0.00%
Sub-Total			\$ 53.74			\$ 54.25	\$ 0.51	0.95%	38.97%
Other Charges (kWh)	1039	\$ 0.0213	\$ 22.12	1039	\$ 0.0213	\$ 22.12	\$ -	0.00%	15.89%
Other Charges (kW)	0	\$ -	\$ -	0	\$ -	\$ -	\$ -	0.00%	0.00%
Cost of Power Commodity (kWh)	750	\$ 0.0580	\$ 43.50	750	\$ 0.0580	\$ 43.50	\$ -	0.00%	31.25%
Cost of Power Commodity (kW)	289	\$ 0.0670	\$ 19.33	289	\$ 0.0670	\$ 19.33	\$ -	0.00%	13.89%
Total Bill before Taxes			\$ 138.69			\$ 139.20	\$ 0.51	0.37%	100%
GST (2006 - 7%, 2007 - 6%)			\$ 8.78			\$ 8.35	-\$ 0.43	-4.91%	
Total Bill after Taxes			\$ 147.47			\$ 147.55	\$ 0.08	0.05%	

General Service - Commercial

Consumption	2,000 kWh 0 kW	Loss Factor 1.0385
--------------------	-------------------	---------------------------

	2006 BILL			2007 BILL			IMPACT		
	Volume	RATE \$	CHARGE \$	Volume	RATE \$	CHARGE \$	\$	%	% of Total Bill
Monthly Service Charge			\$ 34.24			\$ 34.55	\$ 0.31	0.91%	112.62%
Distribution (kWh)	2,000	\$ 0.0215	\$ 43.00	2,000	\$ 0.0217	\$ 43.40	\$ 0.4000	0.93%	141.47%
Distribution (kW)	0	\$ -	\$ -	0	\$ -	\$ -	\$ -	0.00%	0.00%
Regulatory Assets (kWh)	2,000	-\$ 0.0020	-\$ 4.00	2,000	-\$ 0.0020	-\$ 4.00	\$ -	0.00%	-13.04%
Regulatory Assets (kW)	0	\$ -	\$ -	0	\$ -	\$ -	\$ -	0.00%	0.00%
Sub-Total			\$ 73.24			\$ 73.95	\$ 0.71	0.97%	29.51%
Other Charges (kWh)	2077	\$ 0.0213	\$ 44.24	2077	\$ 0.0213	\$ 44.24	\$ -	0.00%	17.65%
Other Charges (kW)	0	\$ -	\$ -	0	\$ -	\$ -	\$ -	0.00%	0.00%
Cost of Power Commodity (kWh)	750	\$ 0.0580	\$ 43.50	750	\$ 0.0580	\$ 43.50	\$ -	0.00%	17.36%
Cost of Power Commodity (kW)	1,327	\$ 0.0670	\$ 88.91	1,327	\$ 0.0670	\$ 88.91	\$ -	0.00%	35.48%
Total Bill before Taxes			\$ 249.89			\$ 250.60	\$ 0.71	0.28%	100%
GST (2006 - 7%, 2007 - 6%)			\$ 15.83			\$ 15.04	-\$ 0.79	-4.99%	
Total Bill after Taxes			\$ 265.72			\$ 265.64	-\$ 0.08	-0.03%	

General Service - Commercial

Consumption	5,000 kWh 0 kW	Loss Factor 1.0385
--------------------	-------------------	---------------------------

	2006 BILL			2007 BILL			IMPACT		
	Volume	RATE \$	CHARGE \$	Volume	RATE \$	CHARGE \$	\$	%	% of Total Bill
Monthly Service Charge			\$ 34.24			\$ 34.55	\$ 0.31	0.91%	112.62%
Distribution (kWh)	5,000	\$ 0.0215	\$ 107.50	5,000	\$ 0.0217	\$ 108.50	\$ 1.0000	0.93%	353.66%
Distribution (kW)	0	\$ -	\$ -	0	\$ -	\$ -	\$ -	0.00%	0.00%
Regulatory Assets (kWh)	5,000	-\$ 0.0020	-\$ 10.00	5,000	-\$ 0.0020	-\$ 10.00	\$ -	0.00%	-32.60%
Regulatory Assets (kW)	0	\$ -	\$ -	0	\$ -	\$ -	\$ -	0.00%	0.00%
Sub-Total			\$ 131.74			\$ 133.05	\$ 1.31	0.99%	22.75%
Other Charges (kWh)	5193	\$ 0.0213	\$ 110.60	5193	\$ 0.0213	\$ 110.60	\$ -	0.00%	18.91%
Other Charges (kW)	0	\$ -	\$ -	0	\$ -	\$ -	\$ -	0.00%	0.00%
Cost of Power Commodity (kWh)	750	\$ 0.0580	\$ 43.50	750	\$ 0.0580	\$ 43.50	\$ -	0.00%	7.44%
Cost of Power Commodity (kW)	4,443	\$ 0.0670	\$ 297.65	4,443	\$ 0.0670	\$ 297.65	\$ -	0.00%	50.90%
Total Bill before Taxes			\$ 583.49			\$ 584.80	\$ 1.31	0.22%	100%
GST (2006 - 7%, 2007 - 6%)			\$ 36.95			\$ 35.09	-\$ 1.87	-5.05%	
Total Bill after Taxes			\$ 620.44			\$ 619.89	-\$ 0.56	-0.09%	

General Service - Commercial

Consumption	10,000 kWh 0 kW	Loss Factor 1.0385
--------------------	--------------------	---------------------------

	2006 BILL			2007 BILL			IMPACT		
	Volume	RATE \$	CHARGE \$	Volume	RATE \$	CHARGE \$	\$	%	% of Total Bill
Monthly Service Charge			\$ 34.24			\$ 34.55	\$ 0.31	0.91%	112.62%
Distribution (kWh)	10,000	\$ 0.0215	\$ 215.00	10,000	\$ 0.0217	\$ 217.00	\$ 2.0000	0.93%	707.33%
Distribution (kW)	0	\$ -	\$ -	0	\$ -	\$ -	\$ -	0.00%	0.00%
Regulatory Assets (kWh)	10,000	-\$ 0.0020	-\$ 20.00	10,000	-\$ 0.0020	-\$ 20.00	\$ -	0.00%	-65.19%
Regulatory Assets (kW)	0	\$ -	\$ -	0	\$ -	\$ -	\$ -	0.00%	0.00%
Sub-Total			\$ 229.24			\$ 231.55	\$ 2.31	1.01%	20.28%
Other Charges (kWh)	10385	\$ 0.0213	\$ 221.20	10385	\$ 0.0213	\$ 221.20	\$ -	0.00%	19.37%
Other Charges (kW)	0	\$ -	\$ -	0	\$ -	\$ -	\$ -	0.00%	0.00%
Cost of Power Commodity (kWh)	750	\$ 0.0580	\$ 43.50	750	\$ 0.0580	\$ 43.50	\$ -	0.00%	3.81%
Cost of Power Commodity (kW)	9,635	\$ 0.0670	\$ 645.55	9,635	\$ 0.0670	\$ 645.55	\$ -	0.00%	56.54%
Total Bill before Taxes			\$ 1,139.49			\$ 1,141.80	\$ 2.31	0.20%	100%
GST (2006 - 7%, 2007 - 6%)			\$ 72.17			\$ 68.51	-\$ 3.66	-5.07%	
Total Bill after Taxes			\$ 1,211.65			\$ 1,210.30	-\$ 1.35	-0.11%	

General Service - Commercial

Consumption	15,000 kWh 0 kW	Loss Factor 1.0385
--------------------	--------------------	---------------------------

	2006 BILL			2007 BILL			IMPACT		
	Volume	RATE \$	CHARGE \$	Volume	RATE \$	CHARGE \$	\$	%	% of Total Bill
Monthly Service Charge			\$ 34.24			\$ 34.55	\$ 0.31	0.91%	112.62%
Distribution (kWh)	15,000	\$ 0.0215	\$ 322.50	15,000	\$ 0.0217	\$ 325.50	\$ 3.0000	0.93%	1060.99%
Distribution (kW)	0	\$ -	\$ -	0	\$ -	\$ -	\$ -	0.00%	0.00%
Regulatory Assets (kWh)	15,000	-\$ 0.0020	-\$ 30.00	15,000	-\$ 0.0020	-\$ 30.00	\$ -	0.00%	-97.79%
Regulatory Assets (kW)	0	\$ -	\$ -	0	\$ -	\$ -	\$ -	0.00%	0.00%
Sub-Total			\$ 328.74			\$ 330.05	\$ 3.31	1.01%	19.43%
Other Charges (kWh)	15578	\$ 0.0213	\$ 331.80	15578	\$ 0.0213	\$ 331.80	\$ -	0.00%	19.53%
Other Charges (kW)	0	\$ -	\$ -	0	\$ -	\$ -	\$ -	0.00%	0.00%
Cost of Power Commodity (kWh)	750	\$ 0.0580	\$ 43.50	750	\$ 0.0580	\$ 43.50	\$ -	0.00%	2.56%
Cost of Power Commodity (kW)	14,828	\$ 0.0670	\$ 993.44	14,828	\$ 0.0670	\$ 993.44	\$ -	0.00%	58.48%
Total Bill before Taxes			\$ 1,695.48			\$ 1,698.79	\$ 3.31	0.20%	100%
GST (2006 - 7%, 2007 - 6%)			\$ 107.38			\$ 101.93	-\$ 5.45	-5.08%	
Total Bill after Taxes			\$ 1,802.86			\$ 1,800.72	-\$ 2.14	-0.12%	

General Service - Institutional

Consumption	15,000 kWh 60 kW	Loss Factor 1.0385
--------------------	---------------------	---------------------------

	2006 BILL			2007 BILL			IMPACT		
	Volume	RATE \$	CHARGE \$	Volume	RATE \$	CHARGE \$	\$	%	% of Total Bill
Monthly Service Charge			\$ -			\$ -	\$ -	0.00%	0.00%
Distribution (kWh)	15,000	\$ -	\$ -	15,000	\$ -	\$ -	\$ -	0.00%	0.00%
Distribution (kW)	60	\$ 0.2125	\$ 12.75	60	\$ 0.2145	\$ 12.87	\$ 0.12	0.94%	41.95%
Regulatory Assets (kWh)	15,000	\$ -	\$ -	15,000	\$ -	\$ -	\$ -	0.00%	0.00%
Regulatory Assets (kW)	60	-\$ 0.0020	-\$ 0.12	60	-\$ 0.0020	-\$ 0.12	\$ -	0.00%	-0.39%
Sub-Total			\$ 12.63			\$ 12.75	\$ 0.12	0.95%	1.02%
Other Charges (kWh)	15578	\$ 0.0132	\$ 205.62	15578	\$ 0.0132	\$ 205.62	\$ -	0.00%	16.37%
Other Charges (kW)	62	\$ 0.0081	\$ 0.50	62	\$ 0.0081	\$ 0.50	\$ -	0.00%	0.04%
Cost of Power Commodity (kWh)	750	\$ 0.0580	\$ 43.50	750	\$ 0.0580	\$ 43.50	\$ -	0.00%	3.46%
Cost of Power Commodity (kW)	14,828	\$ 0.0670	\$ 993.44	14,828	\$ 0.0670	\$ 993.44	\$ -	0.00%	79.11%
Total Bill before Taxes			\$ 1,255.70			\$ 1,255.82	\$ 0.12	0.01%	100%
GST (2006 - 7%, 2007 - 6%)			\$ 79.53			\$ 75.35	-\$ 4.18	-5.25%	

Total Bill after Taxes	\$ 1,335.23	\$ 1,331.17	-\$ 4.06	-0.30%
-------------------------------	-------------	-------------	----------	--------

General Service - Institutional

Consumption	40,000 kWh 100 kW	Loss Factor 1.0385
--------------------	----------------------	---------------------------

	2006 BILL			2007 BILL			IMPACT		
	Volume	RATE \$	CHARGE \$	Volume	RATE \$	CHARGE \$	\$	%	% of Total Bill
Monthly Service Charge			\$ -			\$ -	\$ -	0.00%	0.00%
Distribution (kWh)	40,000	\$ -	\$ -	40,000	\$ -	\$ -	\$ -	0.00%	0.00%
Distribution (kW)	100	\$ 0.2125	\$ 21.25	100	\$ 0.2145	\$ 21.45	\$ 0.20	0.94%	69.92%
Regulatory Assets (kWh)	40,000	\$ -	\$ -	40,000	\$ -	\$ -	\$ -	0.00%	0.00%
Regulatory Assets (kW)	100	-\$ 0.0020	-\$ 0.20	100	-\$ 0.0020	-\$ 0.20	\$ -	0.00%	-0.65%
Sub-Total			\$ 21.05			\$ 21.25	\$ 0.20	0.95%	0.63%
Other Charges (kWh)	41540	\$ 0.0132	\$ 548.33	41540	\$ 0.0132	\$ 548.33	\$ -	0.00%	16.38%
Other Charges (kW)	104	\$ 0.0081	\$ 0.84	104	\$ 0.0081	\$ 0.84	\$ -	0.00%	0.03%
Cost of Power Commodity (kWh)	750	\$ 0.0580	\$ 43.50	750	\$ 0.0580	\$ 43.50	\$ -	0.00%	1.30%
Cost of Power Commodity (kW)	40,790	\$ 0.0670	\$ 2,732.93	40,790	\$ 0.0670	\$ 2,732.93	\$ -	0.00%	81.66%
Total Bill before Taxes			\$ 3,346.65			\$ 3,346.85	\$ 0.20	0.01%	100%
GST (2006 - 7%, 2007 - 6%)			\$ 211.95			\$ 200.81	-\$ 11.14	-5.26%	
Total Bill after Taxes			\$ 3,558.60			\$ 3,547.66	-\$ 10.94	-0.31%	

General Service - Institutional

Consumption	100,000 kWh 500 kW	Loss Factor 1.0385
--------------------	-----------------------	---------------------------

	2006 BILL			2007 BILL			IMPACT		
	Volume	RATE \$	CHARGE \$	Volume	RATE \$	CHARGE \$	\$	%	% of Total Bill
Monthly Service Charge			\$ -			\$ -	\$ -	0.00%	0.00%
Distribution (kWh)	100,000	\$ -	\$ -	100,000	\$ -	\$ -	\$ -	0.00%	0.00%
Distribution (kW)	500	\$ 0.2125	\$ 106.25	500	\$ 0.2145	\$ 107.25	\$ 1.00	0.94%	349.59%
Regulatory Assets (kWh)	100,000	\$ -	\$ -	100,000	\$ -	\$ -	\$ -	0.00%	0.00%
Regulatory Assets (kW)	500	-\$ 0.0020	-\$ 1.00	500	-\$ 0.0020	-\$ 1.00	\$ -	0.00%	-3.26%
Sub-Total			\$ 105.25			\$ 106.25	\$ 1.00	0.95%	1.26%
Other Charges (kWh)	103850	\$ 0.0132	\$ 1,370.82	103850	\$ 0.0132	\$ 1,370.82	\$ -	0.00%	16.26%
Other Charges (kW)	519	\$ 0.0081	\$ 4.21	519	\$ 0.0081	\$ 4.21	\$ -	0.00%	0.05%
Cost of Power Commodity (kWh)	750	\$ 0.0580	\$ 43.50	750	\$ 0.0580	\$ 43.50	\$ -	0.00%	0.52%
Cost of Power Commodity (kW)	103,100	\$ 0.0670	\$ 6,907.70	103,100	\$ 0.0670	\$ 6,907.70	\$ -	0.00%	81.92%
Total Bill before Taxes			\$ 8,431.48			\$ 8,432.48	\$ 1.00	0.01%	100%
GST (2006 - 7%, 2007 - 6%)			\$ 533.99			\$ 505.95	-\$ 28.04	-5.25%	
Total Bill after Taxes			\$ 8,965.47			\$ 8,938.42	-\$ 27.04	-0.30%	

General Service - Institutional

Consumption	400,000 kWh 1000 kW	Loss Factor 1.0385
--------------------	------------------------	---------------------------

	2006 BILL			2007 BILL			IMPACT		
	Volume	RATE \$	CHARGE \$	Volume	RATE \$	CHARGE \$	\$	%	% of Total Bill
Monthly Service Charge			\$ -			\$ -	\$ -	0.00%	0.00%
Distribution (kWh)	400,000	\$ -	\$ -	400,000	\$ -	\$ -	\$ -	0.00%	0.00%
Distribution (kW)	1,000	\$ 0.2125	\$ 212.50	1,000	\$ 0.2145	\$ 214.50	\$ 2.00	0.94%	699.18%
Regulatory Assets (kWh)	400,000	\$ -	\$ -	400,000	\$ -	\$ -	\$ -	0.00%	0.00%
Regulatory Assets (kW)	1,000	-\$ 0.0020	-\$ 2.00	1,000	-\$ 0.0020	-\$ 2.00	\$ -	0.00%	-6.52%
Sub-Total			\$ 210.50			\$ 212.50	\$ 2.00	0.95%	0.63%
Other Charges (kWh)	415400	\$ 0.0132	\$ 5,483.28	415400	\$ 0.0132	\$ 5,483.28	\$ -	0.00%	16.35%

Other Charges (kW)	1,039	\$ 0.0081	\$ 8.41	1,039	\$ 0.0081	\$ 8.41	\$ -	0.00%	0.03%
Cost of Power Commodity (kWh)	750	\$ 0.0580	\$ 43.50	750	\$ 0.0580	\$ 43.50	\$ -	0.00%	0.13%
Cost of Power Commodity (kWh)	414,650	\$ 0.0670	\$ 27,781.55	414,650	\$ 0.0670	\$ 27,781.55	\$ -	0.00%	82.86%
Total Bill before Taxes			\$ 33,527.24			\$ 33,529.24	\$ 2.00	0.01%	100%
GST (2006 - 7%, 2007 - 6%)			\$ 2,123.39			\$ 2,011.75	-\$ 111.64	-5.28%	
Total Bill after Taxes			\$ 35,650.63			\$ 35,541.00	-\$ 109.64	-0.31%	

General Service - Institutional

Consumption	1,000,000 kWh 3000 kW	Loss Factor 1.0385
--------------------	--------------------------	---------------------------

	2006 BILL			2007 BILL			IMPACT		
	Volume	RATE \$	CHARGE \$	Volume	RATE \$	CHARGE \$	\$	%	% of Total Bill
Monthly Service Charge			\$ -			\$ -	\$ -	0.00%	0.00%
Distribution (kWh)	1,000,000	\$ -	\$ -	1,000,000	\$ -	\$ -	\$ -	0.00%	0.00%
Distribution (kW)	3,000	\$ 0.2125	\$ 637.50	3,000	\$ 0.2145	\$ 643.50	\$ 6.00	0.94%	2097.54%
Regulatory Assets (kWh)	1,000,000	\$ -	\$ -	1,000,000	\$ -	\$ -	\$ -	0.00%	0.00%
Regulatory Assets (kW)	3,000	-\$ 0.0020	-\$ 6.00	3,000	-\$ 0.0020	-\$ 6.00	\$ -	0.00%	-19.56%
Sub-Total			\$ 631.50			\$ 637.50	\$ 6.00	0.95%	0.76%
Other Charges (kWh)	1038500	\$ 0.0132	\$ 13,708.20	1038500	\$ 0.0132	\$ 13,708.20	\$ -	0.00%	16.33%
Other Charges (kW)	3,116	\$ 0.0081	\$ 25.24	3,116	\$ 0.0081	\$ 25.24	\$ -	0.00%	0.03%
Cost of Power Commodity (kWh)	750	\$ 0.0580	\$ 43.50	750	\$ 0.0580	\$ 43.50	\$ -	0.00%	0.05%
Cost of Power Commodity (kW)	1,037,750	\$ 0.0670	\$ 69,529.25	1,037,750	\$ 0.0670	\$ 69,529.25	\$ -	0.00%	82.83%
Total Bill before Taxes			\$ 83,937.69			\$ 83,943.69	\$ 6.00	0.01%	100%
GST (2006 - 7%, 2007 - 6%)			\$ 5,316.05			\$ 5,036.62	-\$ 279.43	-5.26%	
Total Bill after Taxes			\$ 89,253.74			\$ 88,980.31	-\$ 273.43	-0.31%	

General Service - Institutional

Consumption	1,500,000 kWh 4000 kW	Loss Factor 1.0385
--------------------	--------------------------	---------------------------

	2006 BILL			2007 BILL			IMPACT		
	Volume	RATE \$	CHARGE \$	Volume	RATE \$	CHARGE \$	\$	%	% of Total Bill
Monthly Service Charge			\$ -			\$ -	\$ -	0.00%	0.00%
Distribution (kWh)	1,500,000	\$ -	\$ -	1,500,000	\$ -	\$ -	\$ -	0.00%	0.00%
Distribution (kW)	4,000	\$ 0.2125	\$ 850.00	4,000	\$ 0.2145	\$ 858.00	\$ 8.00	0.94%	2796.72%
Regulatory Assets (kWh)	1,500,000	\$ -	\$ -	1,500,000	\$ -	\$ -	\$ -	0.00%	0.00%
Regulatory Assets (kW)	4,000	-\$ 0.0020	-\$ 8.00	4,000	-\$ 0.0020	-\$ 8.00	\$ -	0.00%	-26.08%
Sub-Total			\$ 842.00			\$ 850.00	\$ 8.00	0.95%	0.68%
Other Charges (kWh)	1557750	\$ 0.0132	\$ 20,562.30	1557750	\$ 0.0132	\$ 20,562.30	\$ -	0.00%	16.34%
Other Charges (kW)	4,154	\$ 0.0081	\$ 33.65	4,154	\$ 0.0081	\$ 33.65	\$ -	0.00%	0.03%
Cost of Power Commodity (kWh)	750	\$ 0.0580	\$ 43.50	750	\$ 0.0580	\$ 43.50	\$ -	0.00%	0.03%
Cost of Power Commodity (kW)	1,557,000	\$ 0.0670	\$ 104,319.00	1,557,000	\$ 0.0670	\$ 104,319.00	\$ -	0.00%	82.92%
Total Bill before Taxes			\$ 125,800.45			\$ 125,808.45	\$ 8.00	0.01%	100%
GST (2006 - 7%, 2007 - 6%)			\$ 7,967.36			\$ 7,548.51	-\$ 418.85	-5.26%	
Total Bill after Taxes			\$ 133,767.81			\$ 133,356.95	-\$ 410.85	-0.31%	